

ROSHE

Redefining Comfort

Modern furniture designed
for everyday living—where
functionality meets effortless
style and ultimate comfort.
This is the essence of our craft.

www.roshe.ua



CONTENTS

STRAIGHT SOFAS AND SOFA BEDS

ROSHE offers a variety of modern straight
Sofas and sofa beds

Airy sofa bed	6
Cloud sofa	8
Karol sofa bed	10
Cartier 3-seater sofa bed	12
Cartier 2-seater sofa bed	14
Olli sofa bed	16
Ferruchi 3-seater sofa	18
Kelly sofa bed	20
Fabio sofa bed	22
Milli sofa bed	24
Thomson sofa bed	26
Lottie sofa bed	28

CORNER SOFAS AND SOFA BEDS

ROSHE offers a selection of modern
corner sofas and sofa beds

Airy corner sofa bed	32
Bluebell sofa bed	34
Karol corner sofa bed	36
Kelly corner sofa bed	38
Kelly sofa bed with ottoman	40
Cartier corner sofa bed	42
Fabio sofa bed with ottoman	44
Ferruchi corner sofa	46
Milli corner sofa bed	48
Larson corner sofa bed	50

Larry bed	54
Ferro bed	56
Hanni bed	58

Cloud armchair	62
Kelly armchair	64
Fabio armchair	66
Karol footstool	68
Cartier footstool	70
Olli footstool	72
Larry bench	74
Hanni bench	76

Dimensions and modification options	78
--	----

BEDS

Stylish and ergonomic ROSHE
beds will help you feel real
comfort in your bedroom

ARMCHAIRS AND POUFS

The choice of chairs becomes
not only a matter of taste, but
also a guarantee of comfort for
many years.

TECHNICAL DATA

ROSHE

STRAIGHT
SOFAS
AND
SOFA BEDS

ROSHE offers a modern
selection of straight sofas and
sofa beds, combining style,
comfort, and functionality.



AIRY

The Airy sofa bed is designed for effortless comfort, featuring a unique transformation mechanism, ergonomic design, and sleep functionality.



With its unique cushion transformation, Airy was designed to make it quick and convenient to expand the seating area, with cushions providing functional support.





The comfort and aesthetics of this sofa's transformation have been achieved thanks to the hard work of the ROSHE team.



Transformation
mechanism

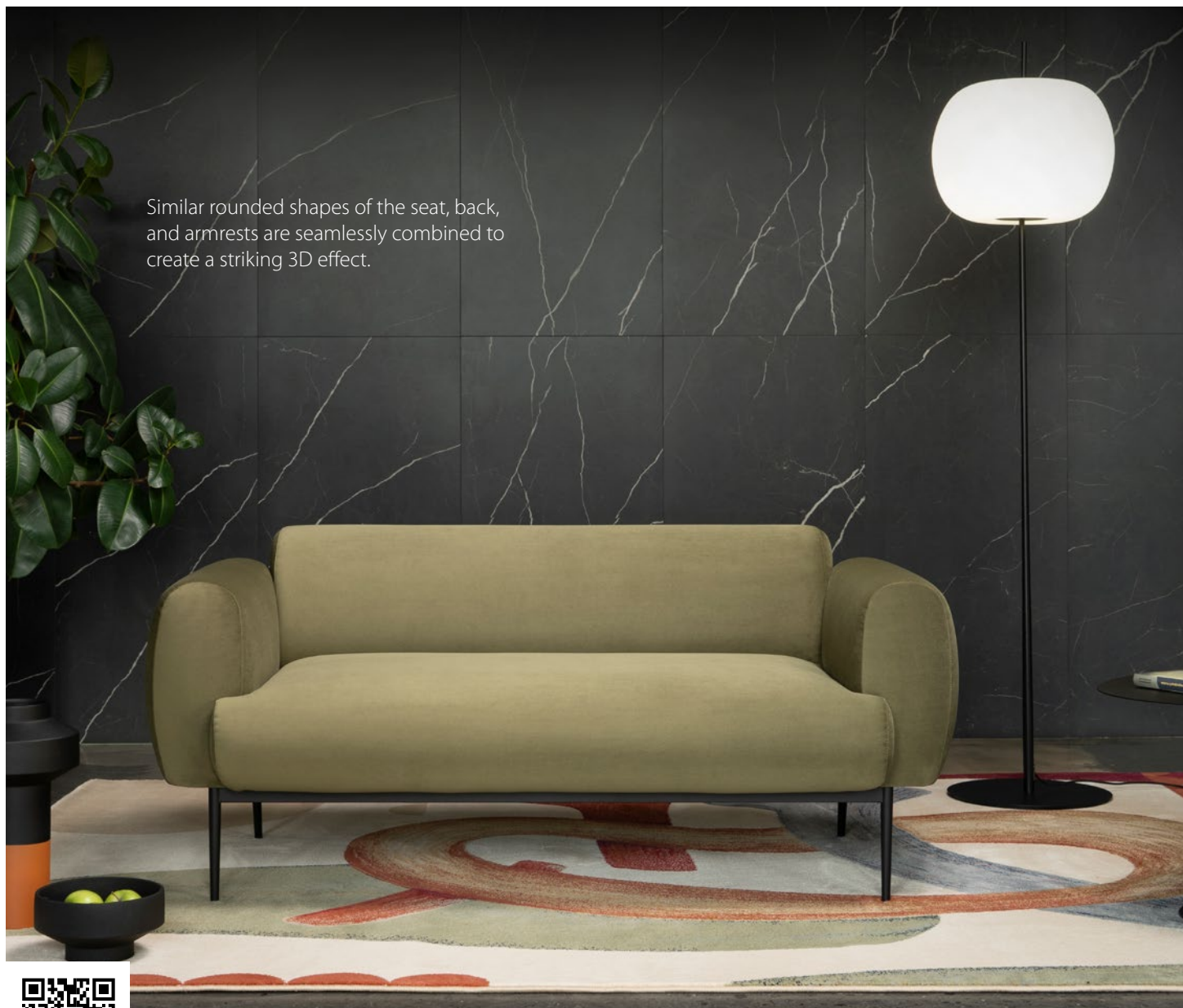
In addition to the flexibility of the cushions position you can achieve an even more comfortable semi-reclining position by pulling the seat forward in one movement and increasing the depth by 10 cm, allowing you to rest your legs on the sofa. And when it's time

for a good night's sleep, Airy transforms into a spacious double bed. Our mattress fillings, made of a bottom layer of polyurethane foam and ultra-soft and elastic layer of Soft Foam, will turn your daily sleep into good, healthy rest.

CLOUD

The Cloud sofa is a highlight of your interior, adding both style and comfort!

Similar rounded shapes of the seat, back, and armrests are seamlessly combined to create a striking 3D effect.





The frame of the Cloud sofa is the pride of the ROSHE brand.



Transformation mechanism

We have developed and crafted the frame using a robust, shaped tube as the foundation. The conical legs extend beyond the frame's perimeter, creating a visually striking effect that emphasizes the lower part of the sofa.



Ultra soft polyurethane foam



High resilient polyurethane foam



Polyurethane foam with resilient properties and low residual deformation



Powder-coated metal frame

KAROL 2

A straight modification of the Karol sofa, offering even more variations of modern comfort.



The Karol design is both minimalistic and formal, with its seat, back, and armrests offering exceptional softness. As a result, additional cushions are simply a stylistic complement to this inherent comfort.





This sofa effortlessly transforms into a bed, with the mechanism remaining invisible when folded.



Transformation mechanism

Solid frame and slats provide reliable load distribution and two layers of polyurethane foam – one with elastic properties and low residual deformation and the other highly elastic – give anatomic properties to the mattress.



Ultra soft polyurethane foam



Elastic properties - beech slats



High-resilience polyurethane foam HR



Proprietary metal frame with ultra thin and sturdy technology



Polyurethane foam with resilient properties and low residual deformation



Hidden «Stepping» transformation mechanism intended for daily sleep

CARTIER 3

Cartier 3-seater modular sofa - large and functional!

The modular Cartier 3 design feels lightweight in any interior and its style remains timeless. The number of modules can be adjusted, and the size can be changed in incremental steps.





The transformation system uses modern sliding guides, offering the ability to adjust daily.



Transformation
mechanism

The sleeping area features an ergonomic mattress measuring 1450x2424 mm. It is made from two types of polyurethane foam: high comfort and high resilience, which together provide optimal support and durability.



Ultra soft
polyurethane foam



High-Resilience
polyurethane foam



Storage space for
bed linen



Elastic properties -
beech slats



The cushions
are filled with
Hollowfiber
membranes.



Euro-book
transformation
mechanism with an
innovative precision
guide system

CARTIER 2

The Cartier 2-seater sofa implements the latest trends in upholstered furniture, both visually and technically.

Its design is expressed in a combination of different shapes and contrasting lines. The textured piping highlights the unusual geometry of the individual parts of Cartier.





Cartier – combining style and comfort!



Transformation
mechanism

With the Euro-folding type of transformation, this sofa is equipped with an innovative system of precise guiding mechanisms. It provides smooth and quiet unfolding without any warping and creates a perfectly comfortable sleeping area.



Ultra soft
polyurethane foam



High-Resilience
polyurethane foam



Storage space for
bed linen



Elastic properties -
beech slats



The cushions
are filled with
Hollowfiber
membranes.




Euro-book
transformation
mechanism with an
innovative precision
guide system

OLLI

The compact Olli sofa offers great comfort in a small space.

The main feature of the Olli sofa design is a complete absence of armrests which saves living space in studio apartments and small rooms.





Discover perfect comfort with the compact yet multifunctional Olli sofa!



Transformation
mechanism

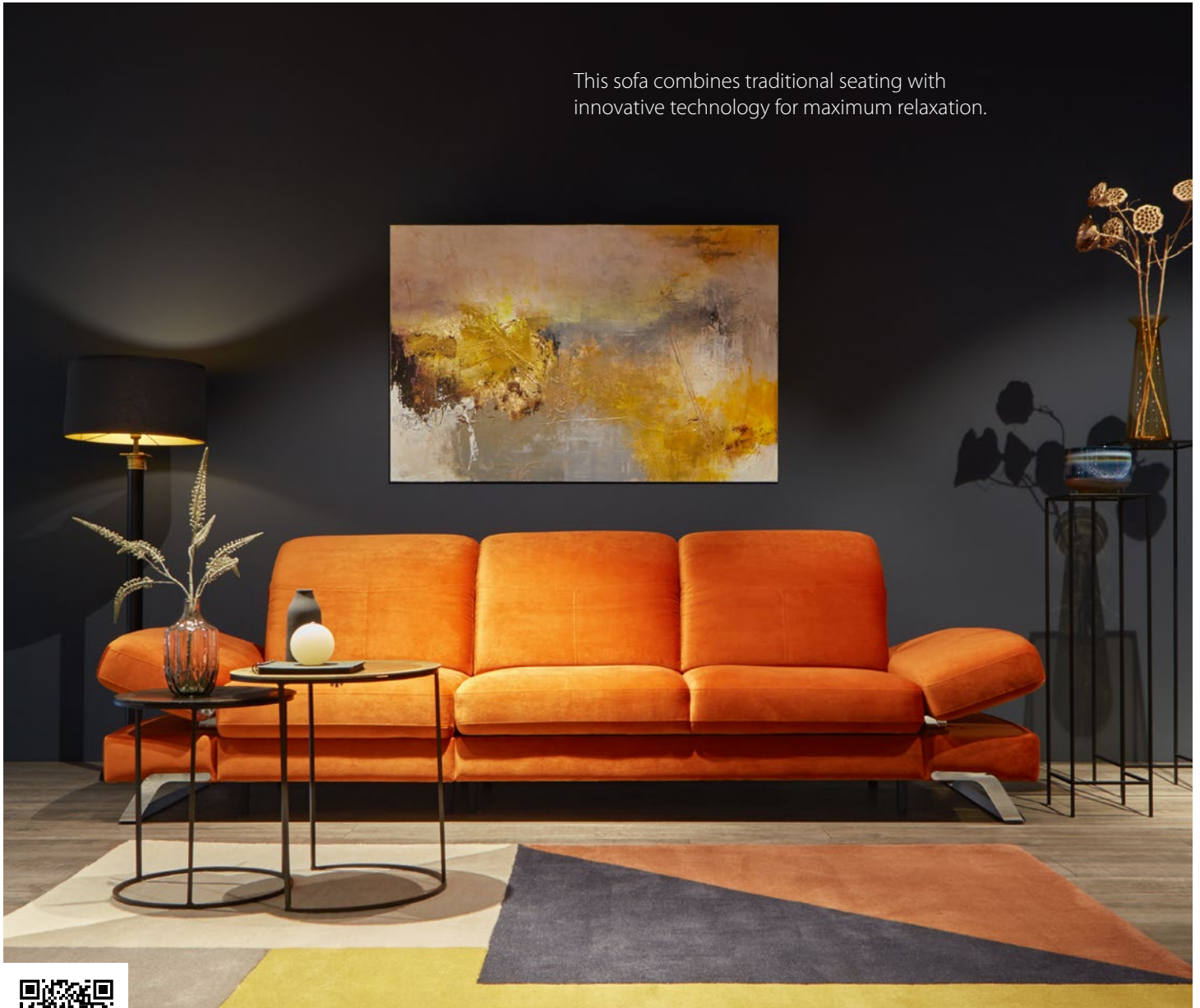
The deep seat and low back of Olli allow a more natural body position while resting to sit casually at home. You can adjust the comfort of seating with the roller attached to the back of the square cushion, moving it up on the back of the sofa or down – under the lower back.

Daily use of the Olli sofa for sleeping is made comfortable by its «Stepping» mechanism for transforming the sleeping area. The mattress's increased softness is provided by a spring coil serpentine structure within the frame, which is made of metal and wood.

FERRUCHI

Ferruchi - A modular sofa with sensor-adaptive technology.

This sofa combines traditional seating with innovative technology for maximum relaxation.





Try out the Ferruchi sofa for yourself and use the power of its comfort to the maximum!



Transformation
mechanism

The modular design of the Ferruchi sofa allows for the assembly of a straight configuration in various sizes, with a size variation step of 50 mm. As a result, the size of the straight Ferruchi sofa and the number of sliding seats can be customized. The armrest design is also flexible: it can feature one

or two lower cushions, along with a movable upper part. Additionally, the seat depth of the Ferruchi sofa can be adjusted. Simply touch the button hidden between the seats, and the built-in electric-touch transformation mechanism smoothly slides the seat forward.

KELLY 2

The Kelly 2-seater sofa is a harmonious combination of comfort features in optimal proportions.

This stylish and cozy sofa can complement the modern interior in both the living room, and the kitchen-studio, and, of course, is a perfect resting place in a small-sized smart apartment.





The Kelly 2's softness is complemented by a flawless transformation mechanism.



Transformation
mechanism

The daily unfolding of the sleeping area is facilitated by the «Telescope» roll-out mechanism. A light push is all it takes to move the seat forward, and the transformation mechanism quickly forms a sleeping surface from three parts. The mattress's supportive features are ensured by three layers of polyurethane

foam with varying densities and softness, enhancing sleep comfort and helping maintain the Kelly sofa's appearance over time.

FABIO 2

The Fabio 2-seater sofa – a stylish and adaptable piece of furniture in compact dimensions.

The voluminous rectangular shapes of the sofa create lasting seating relief through ergonomics: correct seat depth, back angle, and functional headrests.





The Fabio sofa provides comfort and freedom in its unique features.



Transformation
mechanism

The double seat of the sofa gives enough space for dual use and makes the Fabio 2-seater sofa more maneuverable. A full finish of all surfaces of the sofa gives a place to rest in the center of the interior, forming an island of comfort for family companionship. Roll-out transformation mechanism

which turns the sofa into a bed, and it now has the size of a full double bed, along with the features of an orthopedic mattress. Two layers of polyurethane foam in its base: firm on the bottom and highly elastic on the top, guarantee high comfort for sleeping.

MILLI

The Milli sofa – Where aesthetic meets comfort.

The coziness, lightness and unique style of this sofa, combined with moderate dimensions, define the Milli sofa as a compact, comfortable and exclusive type of upholstered furniture for modern interiors.





Comfort for body and soul – that's so Milli!



Transformation
mechanism

Milli design is simple and functional – it is a euro-folding sofa with a stepping transformation mechanism. Just a gentle push and the seat will start to move forward. The back of the sofa falls horizontally, forming a sleeping area of 1600x2030 mm. The Milli allows for customizability with options

ranging from stiff to soft, to adjust to each individual's sense of comfort. The depth of the seat remains comfortable even with two back cushions due to smart shape, thickness and pleasant elasticity. Milli's armrests are narrow, but as soft as possible.

THOMSON

The Thomson sofa's design values simplicity, comfort, and rest, making it a reliable option.

The Thomson is easy to fit into any ready or planned interior. Its rectangular seat lines, wide armrests and three comfortable back cushions harmonize with other interior items.





Resizable comfort and style have made the Thomson a favorite on holiday.



Transformation
mechanism

The Thomson sofa has a stepping mechanism to quickly and conveniently transform the seat. It makes the daily unfolding easy for you and safe for your floor. The stepping mechanism allows for a slight raise of the seat as it starts to move forward, gently resting on the floor. A five-turn spring

block and a polyurethane foam mattress provide an orthopedic effect and ensures the correct position of the body during sleep.

LOTTIE

The Lottie is a stylish and compact sofa which prioritizes comfort among all else.



The Lottie was designed as a light and comfortable solution for small-sized living. No armrests make it possible to harmoniously fit this sofa into the interior and save valuable meters of free space.





Lottie sofa – compact, stylish, comfortable!



Transformation
mechanism

The Lottie is a folding sofa, and while compact, it does not affect the comfortability of the sleeping space. The “stepping” transformation mechanism makes it easy to unfold the sofa, turning it into an everyday bed. With a gentle nudge the seat moves forward, slowly dropping onto the chrome legs.

By lowering the back of the sofa you get a sleeping place size 1500(1600)x2010 mm. A storage compartment under the seat provides a convenient space to keep home textiles neatly organized.

ROSHE

CORNER SOFAS

Corner sofas are designed
in line with the latest trends
in the global furniture
industry.




AIRY

The Airy sofa with an ottoman is an enhanced version of the original model.

They say that “the best” is the enemy of “good,” but we’re ready to argue that when it comes to an even more comfortable version of Airy — a sofa with an ottoman, we have enhanced this model and achieved an impressive result.





The transformation mechanism is reliable and easy to operate.



Transformation
mechanism

Thanks to a thin metal-frame structure, we've been able to conceal the transformation mechanism entirely under the seat. The cushion transformation mechanism is inertia-free, with a locking system at the final position. The cushions are filled with two layers of shaped polyurethane foam of varying softness. To transform

into sleep mode, the seat can be pushed forward with a gentle movement and rests on the floor with its feet. The mattress, consisting of a low resilience polyurethane foam on the bottom and ultra-soft "Soft Foam" on the top, will allow you to sleep in a free and natural way.

BLUEBELL

A corner sofa that embodies functionality in a progressive design.



One glance at the Bluebell and you will be intrigued by its unique design. This sofa stands out from the rest with its unusual shape and design. It is asymmetrical, but perfect at the same time!





The transformation mechanism is reliable and easy to operate.



Transformation mechanism

It has a step-by-step guide for assembly and is gentle on the floor. By using the ottoman, the Bluebell becomes a daily pleasure not only because of its size, but also because of its transformation mechanism, which is based on the operation of pneumatic lifts.



Ultra soft polyurethane foam



Frameless five coil spring unit



Storage niche for bed linen



Elastic properties - beech slats



The cushions are filled with Hollowfiber membranes




Transformation mechanism: «Step-by-step» folding system designed for daily use

KAROL

Karol sofa - high functionality, ultra-comfort
and fashionable minimalism

The Karol model with a 1600 mm
width ottoman brings a new
level of home relaxation comfort.
It allows two people to sit freely
without unfolding the sofa.





The Karol – an innovative engineering solution for ultra-modern comfort!



Transformation
mechanism

The design of this highly functional and spacious sofa withstands all loads because of its metal frame. Ultra-thin and as strong as possible, the “stepping” transformation mechanism creates a sleeping area for daily use.



Ultra soft
polyurethane foam



High-resilience
polyurethane
foam HR



Polyurethane
foam with resilient
properties and low
residual deformation



Proprietary metal
frame with ultra thin
and sturdy technology



Elastic properties -
beech slats



Hidden «stepping»
transformation
mechanism intended
for daily sleep

KELLY CORNER

The Kelly – A truly unique sofa

Softness, aesthetics,
functionality, adaptability
and comfort in rest – this is
the Kelly corner sofa.





Large Kelly sofa – Comfort for all!



Transformation
mechanism

The modular design and availability of corner sections enhance home comfort and allow for customizable shapes, whether L-shaped or U-shaped. The «Telescope» mechanism ensures the durability and reliability of daily reclining. A healthy sleep is guaranteed by a mattress, combined with three

kinds of polyurethane foam. The ottoman and opening modules double up as places for storing bedding, providing extra functionality to the Kelly corner modification.

KELLY

The Kelly with an ottoman adds style and utility with extra seating options!

The Kelly's quality is expressed in its unique design, surface softness, and a masterful and complete finish. The seating relief and adaptive functions of the backrest are also key features that separate the Kelly as a golden standard.





Comfort and pleasure at home – the meaning of Kelly!



Transformation
mechanism

Simply pulling the seat forward to transform the sofa into a sleeping position, the «Telescope» roll-out mechanism, creates a bed in seconds. The Kelly mattress, filled with three types of polyurethane foam with varying density and softness, ensures

long-lasting shape retention and comfort. To complete the look of the perfect family sofa, Kelly is equipped with the perfect storage space under the ottoman.

CARTIER

Cartier corner sofa - functionality in comfort.

We are pleased to introduce the highly functional corner Cartier sofa. Its modular design allows for customization in both shape and size. Featuring a built-in sleeping area, reclining modules, and hidden storage compartments, the corner Cartier sofa is thoughtfully designed for maximum comfort and practicality.





Style, functionality and comfort makes the corner Cartier a great choice for quality rest.



Transformation
mechanism

The key factor ensuring comfort lies with the two-layer mattress made of highly flexible and high elasticity polyurethane foam. It is the combination of these layers that achieves the incredible softness of the Cartier sleeper. The sliding mechanism is silent and precise allowing

for easy transition. Thanks to the modularity of the sofa bed, it can be expanded by adding sections. The armrests are neatly integrated into the interior without overpowering its beauty.

FABIO

The Fabio with an ottoman – A more thoughtful design.



The design, harmony of proportions, style, and functionality of the Fabio impress with the addition of the ottoman.





Shape and adapt your comfort with the Fabio sofa!



Transformation
mechanism

The Fabio realizes all the intended qualities of comfort in a form familiar to everyone: a family sofa with an ottoman. Along with a strong seat, the Fabio sports wide soft armrests and an adaptive back. The ottoman is also wide and offers the possibility to recline, as well as a practical storage

space. To turn the sofa into a bed, roll the seat forward, and it easily “unfolds” a double bed for everyday sleep. The mattress is made of two layers of polyurethane foam – stiffer in the base and resilient on the top which gives it optimal softness.

FERRUCHI

Ferruchi corner sofa - Adjustable seat depth at the touch of a button for personalized comfort.



Adjusting comfort without leaving the sofa saves time and ensures undisturbed relaxation for others. With a simple touch of the button between the modules, the seat smoothly extends forward, allowing for a fully reclined position.





Ferruchi corner sofa – daily personal comfort!



Transformation
mechanism

The number of modules with sliding seats can be adjusted to match the customer's needs. The size of each module is adjusted by +/- 50 mm, which allows different modifications of the Ferruchi corner sofa. The design of the armrests can also be changed to fit one's needs and can have one or two

lower cushions with an upper movable part. The armrest, fixed at a comfortable angle, serves as a headrest when lying down along the seat. The curved chrome legs of the sofa emphasize the lightness of its entire design.

MILLI

The Milli sofa with an ottoman offers even greater comfort and convenience!



The Milli sofa with an ottoman is even more comfortable to rest and use! It is designed to provide maximum comfort while maintaining the beautiful features of the Milli sofa.





The Corner Milli improves functionality by maintaining compactness and stylishness!



Transformation
mechanism

Narrow but soft armrests reflect Milli's signature finish, and due to its small width, keep the sofa in the category of small sized furniture. However, the technological effectiveness of Milli remains at a high level! Its seat is extended thanks to a special step mechanism which makes it easier for everyday folding out of the

sleeping position. The filling of the mattress consists of a 5-turn spring block, PPU and siliconized sintepon that creates a reliable and comfortable sleeping place. It is important that the mattress stiffness of the sleeper is chosen by the customer, as to ensure quality rest up to one's standards.

LARSON

Larson ottoman sofa - a simple solution for home comfort.

This sofa meets all the criteria of quality, comfort, and functionality to provide a truly complete home rest. Larson always looks good, and by adding an ottoman it gives the interior design a stylish comfort zone.





The Larson sofa adjusts to your unique modifications, both in size and design.



Transformation
mechanism

The Larson sofa features a Euro book unfolding mechanism with a step-by-step transformation system for effortless daily use. Simply push the seat forward, and it will smoothly extend and lower itself to the floor without causing damage. Then, the backrest lowers, forming a

sleeping place. Larson sofa's adaptability allows resizing the bed in increments of ± 10 cm. To make the armrest on the ottoman its entire length or shorter, as well as to reduce the width of the armrests, it is adjustable in increments of 5 cm.

ROSHE

BEDS

Stylish and ergonomic ROSHE
beds will help you feel real
comfort in the bedroom




LARRY

Larry bed – Redefining modern furniture.

Standing out for its special lightness among other beds in the ROSHE furniture catalogue, the Larry has a trendy minimalist design with modern functionality.





Larry bed – Aesthetic perfection and comfort in any size!



Transformation
mechanism

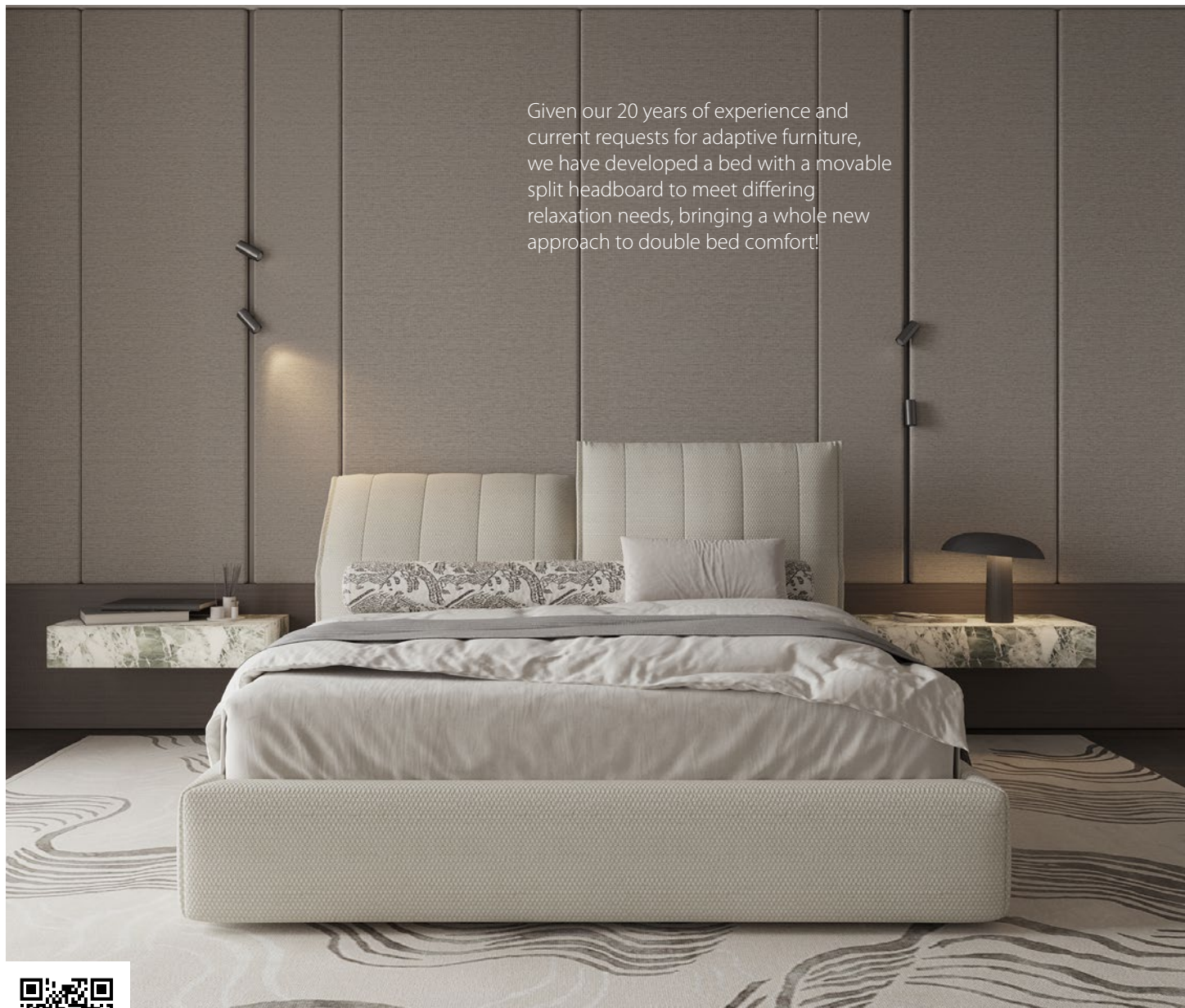
Larry beds feature advanced assembly technology: the frame is constructed separately, and the finishing material is applied and secured as a seamless, one-piece cover. The Letto de Luxe model includes a premium frame with latto-holders that act as shock absorbers, made from stress-resistant rubber.

The slats provide two degrees of freedom, so they function in two planes giving the most comfortable sleep. Larry's size spectrum is just amazing – 8 sizes! With a mattress length of 2000 mm and 1900 mm, you can choose a bed width of 1400 mm, 1600 mm, 1800 mm or 2000 mm.

FERRO

The Ferro is a contemporary premium bed with a movable headboard.

Given our 20 years of experience and current requests for adaptive furniture, we have developed a bed with a movable split headboard to meet differing relaxation needs, bringing a whole new approach to double bed comfort!





New and modern modification of the Ferro bed.

We have modified the Ferro bed. Namely, we changed the frame and made the base of the bed lighter and more passable for modern robotic vacuum cleaners. Thus, the Ferro bed model has acquired the ability to be varied to better integrate into a minimalist style. Thin, sturdy legs support the entire bed, including the frame with a double mattress and the headboard with a movable mechanism. The sophisticated design and proven reliability of the Ferro Light bed will help you find the right balance between design and practicality.

The Ferro has special functionality in a variety of styles.

The headboard transformation mechanism (made in Poland) allows for a change in its tilt angle, and with slight movement reliably locks into any position without a click sound and withstands the load of 20 newton-meters at each fixation point.



Transformation mechanism



High-resilience polyurethane



Lifting mechanism



Split storage space with the load up to 80 kg



Premium frame with 52 slats and rubber latto-holders



Polyurethane foam with elastic properties and low residual deformation




The headboard transformation mechanism locks its position without a click

HANNI

The Hanni bed creates a feeling of warmth and comfort in the bedroom.

By creating this model, we have embodied the concept of the bed as an accent piece of furniture which, with its small dimensions, fits into any architectural solution of the interior.





The Hanni bed – Your solution for sleeping comfort.



Transformation
mechanism

The Hanni bed is available with the standard Letto Medium frame or the upgraded Letto de Luxe frame for enhanced comfort. Both frame options accommodate four mattress sizes: 1400×2000 mm, 1600×2000 mm, 1800×2000 mm, and 2000×2000 mm. The Letto Medium frame is a base,

which provides even support and distributes the weight of the mattress due to the resilient qualities of the slats set on the top of its steel frame. Maximum ventilation of the mattress is ensured by the curvature of the slats.

ROSHE

ARMCHAIR & POUFS


Choosing armchairs becomes
not only a matter of taste,
but also a guarantee of
comfort for many years



CLOUD

Style and comfort without limits.

The Cloud is a new conceptual armchair by ROSHE, designed to be a bold style accent that seamlessly complements a variety of furniture styles.





The Cloud will always be the center of attention!



Transformation mechanism

The basis of comfortable and soft seats are furniture straps which are stretched on the frame, along with two layers of polyurethane foam of HS and HR marks which give high softness and elasticity respectively.



Ultra soft polyurethane foam



High resilient polyurethane foam



Polyurethane foam with resilient properties and low residual deformation



Powder-coated metal frame

KELLY

The Kelly armchair embodies conceptual design and personalized comfort!

Resting in a Kelly armchair always gives a special feeling of comfort, with its soft surfaces and optimal armrest height.





The Kelly armchair offers the perfect opportunity to relax in solitude while remaining close to your loved ones!



Transformation
mechanism

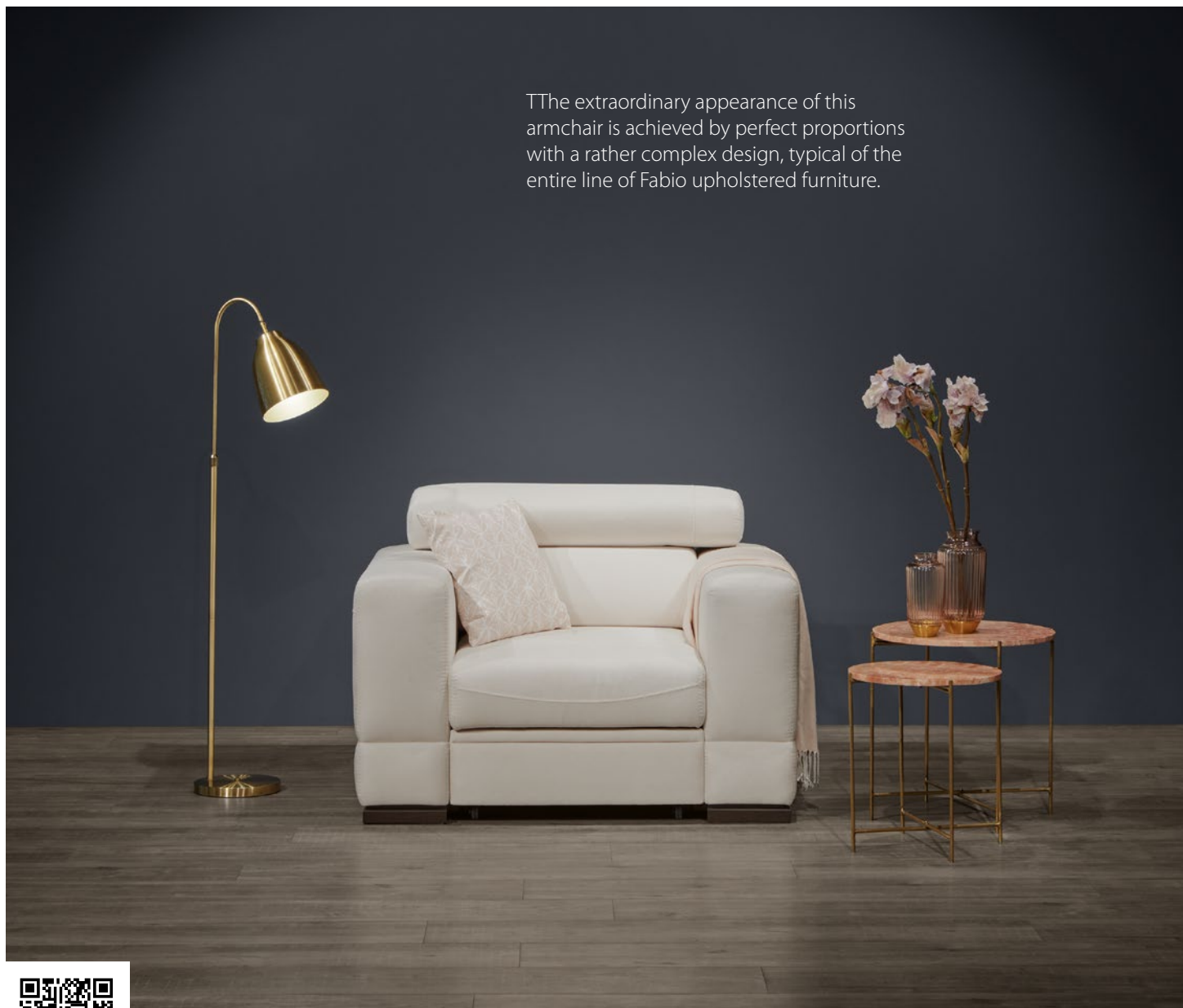
The "Telescope" roll-out mechanism and the three layers of polyurethane foam in the mattress make it easy to transform into a comfortable sleeping area. Moving the seat forward, you actuate the mechanism which forms a single sleeping area from three

separate mattress blocks. The transformation technology mechanism makes the mattress feel solid and provides the most comfortable support for your back.

FABIO

Fabio – stylish, spacious, comfortable, providing an armchair with adaptive functions.

The extraordinary appearance of this armchair is achieved by perfect proportions with a rather complex design, typical of the entire line of Fabio upholstered furniture.





The Fabio is a compact, premium armchair that combines style and comfort.



Transformation
mechanism

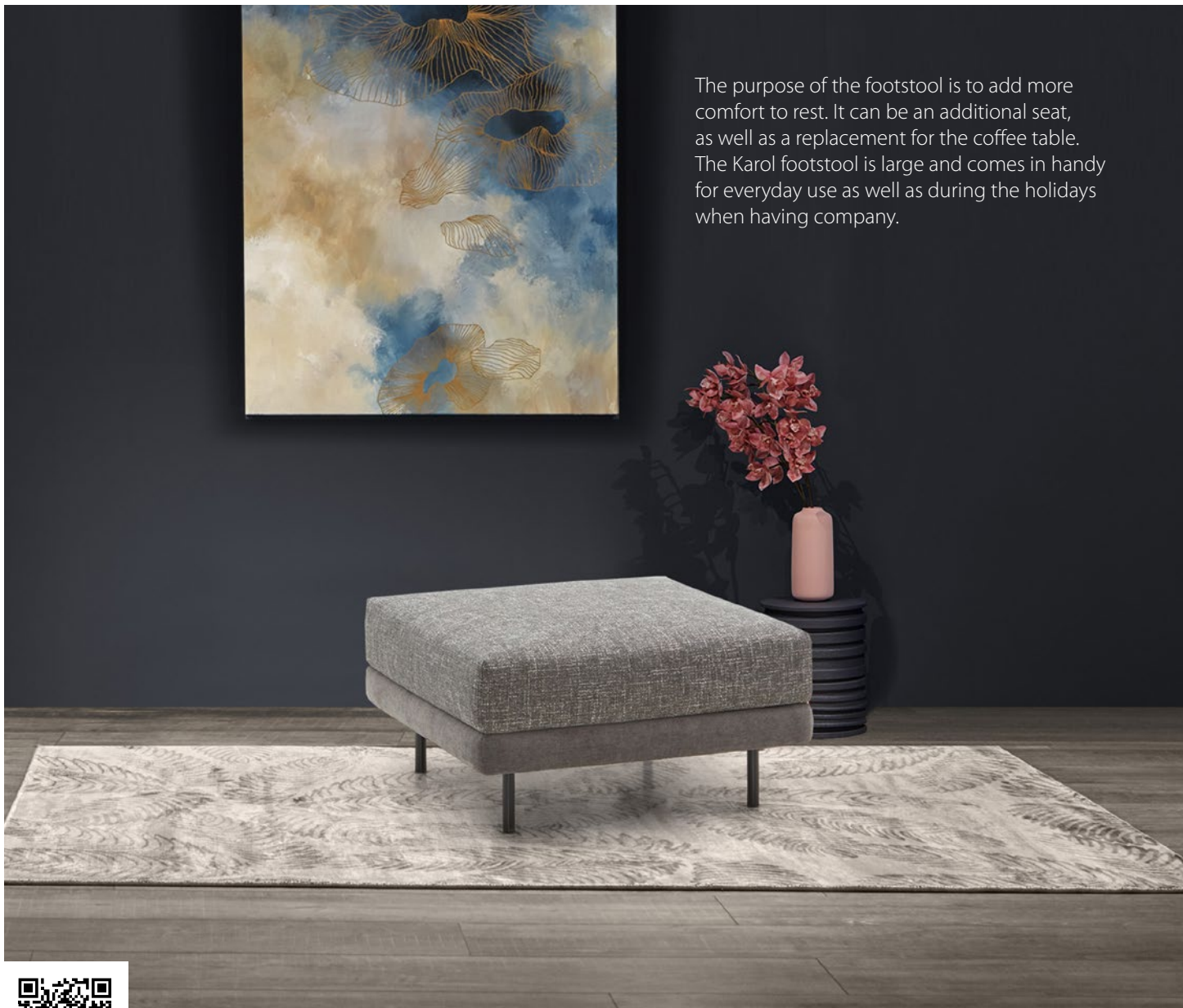
We created the Fabio folding chair so that you can feel complete comfort every day and night. The roll-out mechanism allows the chair to unfold halfway or fully and create the conditions necessary for rest. Healthy and efficient sleep on the Fabio chair is provided by

two layers of polyurethane foam: the lower is stiffer and the upper is highly resilient. This combination creates a mattress with orthopedic properties and high-tech assembly excludes visible seams in the sleeping area.

KAROL

The Karol footstool enhances the functionality of the model, offering added comfort and versatility.

The purpose of the footstool is to add more comfort to rest. It can be an additional seat, as well as a replacement for the coffee table. The Karol footstool is large and comes in handy for everyday use as well as during the holidays when having company.





Relax in even greater comfort with the Karol footstool!



For the corner sofa, the large Karol footstool, attached to the seat, expands the resting area, while for the straight version, placing it near the seat transforms it into a comfortable ottoman. The footstool's seat filling matches that of the Karol sofa, consisting of two layers of polyurethane foam: high comfort

and high resilience. Elastic and comfortable, it perfectly complements the sofa and is used separately. Thanks to the height of the legs, any robot vacuum cleaning devices will be completely unobstructed.

CARTIER

Cartier footstool - a worthy addition to premium comfort!



The voluminous Cartier-style footstool perfectly complements the sofas and stands out as a stylish, standalone piece of furniture. Its rectangular shape and dimensions highlight its functionality and design.





The design and filling of the footstool fully correspond to the Cartier line.



You can attach the footstool to the sofa to create a kind of ottoman, increasing the area for leisure. The footstool is a large piece of furniture which can serve as a “table” for magazines, laptops, and a food tray at the same time. It can also serve as another seating place for guests

or household members. The footstool is fully proportional to the characteristics of the increased sofa seat depth. This provides the effect of “full set” comfort!

OLLI

The Olli pouf enhances your relaxation with its versatility!

The arrangement of rest and sleep in small spaces becomes an art when there is a model of Olli upholstered furniture. And in this line, in addition to the folding sofa, the large Olli footstool performs a unique function.





Olli footstool – a great addition to the comfort of a small space!




With the addition of the footstool the look of the sofa changes from straight to corner, as it can be placed either at the end of the sofa seat or in front of the seat. Design details and proportions of the pouf are similar to the seat of the Olli sofa. The filling also corresponds

to the characteristics of the model. The special footstool surface softness is due to the combination of spring coils in the frame basis and two kinds of polyurethane foam: of high comfort and high resilience.

LARRY

The Larry bench adds a touch of coziness and comfort, perfectly completing the furniture in your bedroom.



In addition to the Larry bed, this bench offers improved space organization. It provides a convenient place to store your belongings, clothes, or bedding, keeping them neatly off the bed while you relax.





By choosing the Larry set, you fill your space not only stylishly but also with thoughtfully designed furniture.




Soft on all sides, the bench seat is rectangular in shape. The shape and appearance of the bench is the complete same style as the Larry bed: straight lines, rounded corners. Looking at the bench, its visually invisible leg mounting intrigues the imagination.

The hidden connection technology indicates high craftsmanship and gives the product the status of premium furniture. The legs are made of full-metal tubing with a coating that is resistant to mechanical damage.

HANNI

The Hanni bench is designed to enhance the comfort and functionality of your bedroom.

The Hanni bench proves invaluable when you need a convenient spot to undress and keep your clothes within reach or quickly grab a warm robe on a chilly morning without searching through your closet.





The bench gives a more perfected look to this stylish bedroom set.



Completing the Hanni bed set, the bench not only serves its practical purpose but also enhances the overall aesthetic of the stylish bedroom ensemble. With a lowered height in relation to the mattress, it seamlessly mirrors the design of the Hanni bed, embodying a unified

philosophy of soft rounded shapes and straight lines. The finishing seams makes it possible to perceive such an ensemble of furniture as a whole, which significantly increases the level of comfort in the bedroom.

ROSHE

DIMENSIONS

ROSHE is a recognizable brand of ergonomic, stylish furniture with a variety of configurations and sizes.



AIRY

Configuration of the Airy sofa, changes in overall dimensions:

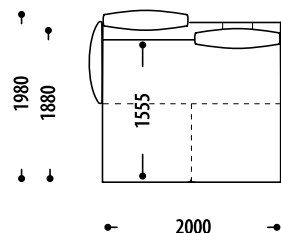
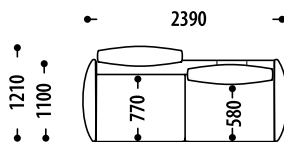
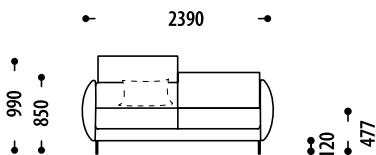
2MrL



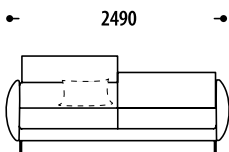
2MrL extended Long module (width of one seat 1000 mm), double section, with a transformation mechanism for daily use.
L +/- increase/decrease of the sleeping place/seating place in millimeters (mm)

Length of seat / sleeping area (L +/-)	2MrL	L+100mm	-
		L-100mm	L-200mm

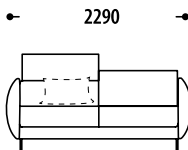
2MrL



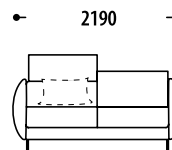
2MrL L+100mm



2MrL L-100mm



2MrL L-200mm





CLOUD

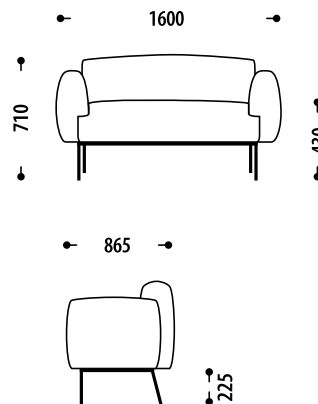


2M

2M two-seater section, without a transformation mechanism
L +/- increase/decrease of the sleeping place/seating place in millimeters (mm)

Cloud sofa configuration:

2M



Length of seat (L +/-)

2M

-



KAROL 2



PLM-1MrL-1MrL-PPM

Configuration of the Karol 2 sofa, changes in overall dimensions:

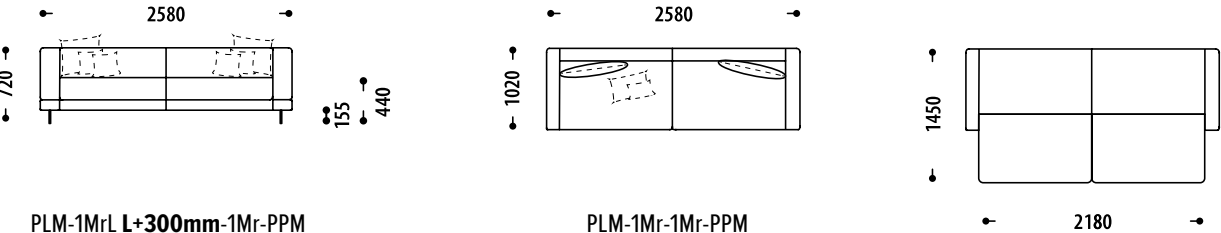
PLM-1MrL-1MrL-PPM

1MrL extended «Long 1Mr» module, single-seater section, with a transformation mechanism for daily sleep (Seat width 1090mm)
1Mr module, single-seater section, with a transformation mechanism for daily sleep (Seat width 790mm)
PLM / PPM left / right soft armrest
L +/- increase/decrease sleeping area/seat in millimeters (mm)

MORE
NEXT PAGE ►


Length of seat / sleeping area (L +/-)	1MrL	L+100mm	L+200mm	L+300mm
		L-100mm	-	-
Length of seat / sleeping area (L +/-)	1Mr	L+50mm	L+100mm	-
		L-50mm	L-100mm	-

PLM-1MrL-MrL-PPM



CARTIER 3

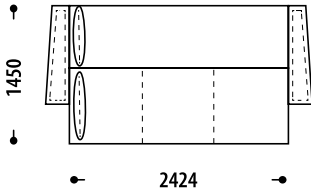
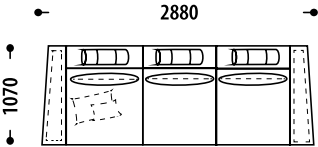
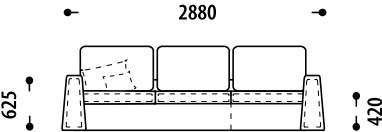
Configuration of the Cartier 3 sofa,
changes in overall dimensions:
PLM-2Mr-1Mr-PPM



- 1Mr module, single section, with a transformation mechanism for daily sleep
- 2Mr module, double section, with a transformation mechanism for daily sleep
- 1MrL extended module Long «1Mr», single section, with a transformation mechanism for daily sleep
- 2MrL extended module Long «2Mr», a double section, with a transformation mechanism for daily sleep
- PLM / PPM left / right soft armrest
- L +/- increase/decrease sleeping area/seat in millimeters (mm)

Length of seat / sleeping area (L +/-)	1Mr	L+50mm	L+100mm
		L-50mm	L-100mm
Length of seat / sleeping area (L +/-)	2Mr	L+100mm	L+200mm
		L-100mm	L-200mm
Length of seat / sleeping area (L +/-)	1MrL	L+50mm	L+100mm
		L-50mm	L-100mm
Length of seat / sleeping area (L +/-)	2MrL	L+100mm	L+200mm
		L-100mm	L-200mm

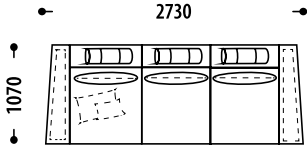
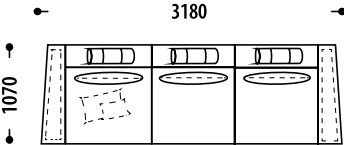
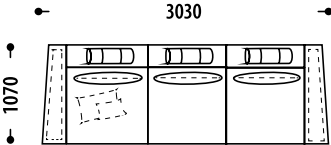
PLM-2Mr-1Mr-PPM



**PLM-2Mr L+100mm-
1Mr L+50mm-PPM**

**PLM-2Mr L+200mm-
1Mr L+100mm-PPM**

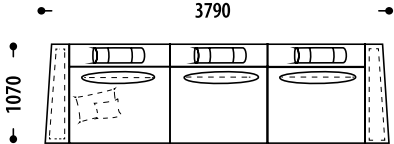
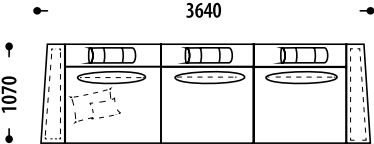
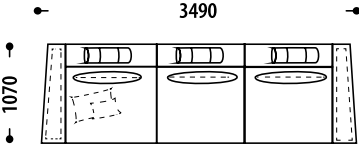
**PLM-2Mr L-100mm-
1Mr L-50mm-PPM**



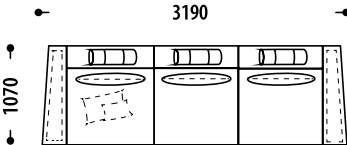
PLM-2MrL-1MrL-PPM

**PLM-2MrL L+100mm-
1MrL L+50mm-PPM**

**PLM-2MrL L+200mm-
1MrL L+100mm-PPM**



PLM-2MrL L-200mm-1MrL L-100mm-PPM





CARTIER 2

Configuration of the Cartier 2 sofa,
changes in overall dimensions:

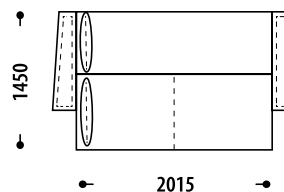
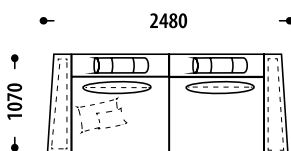
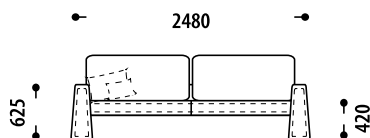
PLM-2MrL-PPM



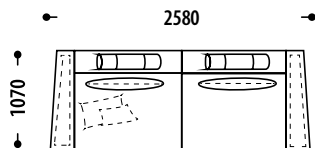
2MrL	extended module Long «2Mr», a double section, with a transformation mechanism for daily sleep
2Mr	module, double section, with a transformation mechanism for daily sleep
PLM / PPM	left / right soft armrest
L +/-	increase/decrease sleeping area/seat in millimeters (mm)

Length of seat / sleeping area (L +/-)	2MrL	L+100mm	L+200mm
		L-100mm	L-200mm
Length of seat / sleeping area (L +/-)	2Mr	L+100mm	L+200mm
		L-100mm	L-200mm

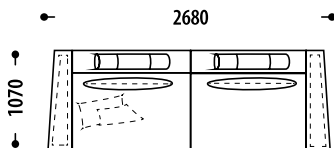
PLM-2MrL-PPM



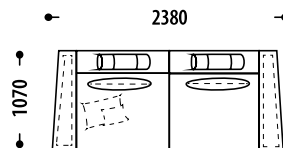
PLM-2MrL L+100mm-PPM



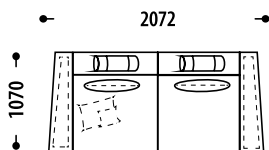
PLM-2MrL L+200mm-PPM



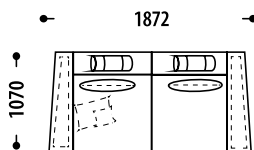
PLM-2MrL L-100mm-PPM



PLM-2Mr-PPM



PLM-2Mr L-200mm-PPM



OLLI

Configuration of the Olli sofa,
changes in overall dimensions:

KdL-3M



- 3M** three-seater section, with a transformation mechanism (three-seater sofa)
- KdL** a decorative pocket on the left side of a sofa or footstool
- KdP** a decorative pocket on the right side of a sofa or footstool
- L +/-** increase/decrease sleeping area/seat in millimeters (mm)

Length of seat / sleeping area (L +/-)

3M

L+100mm

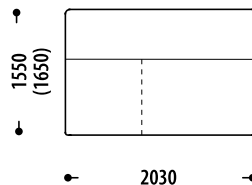
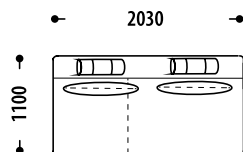
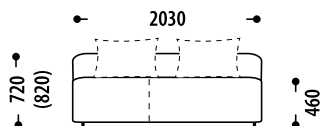
L+200mm

L-100mm

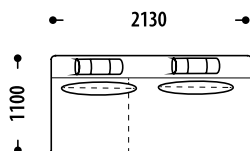
L-200mm

MORE
NEXT PAGE

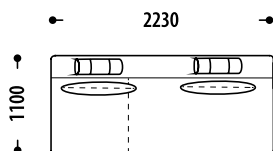
KdL-3M



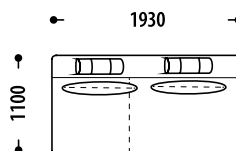
KdL-3M L+100mm



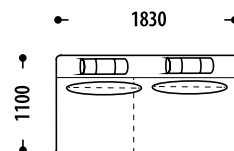
KdL-3M L+200mm



KdL-3M L-100mm



KdL-3M L-200mm




FERRUCHI
dimensions

FERRUCHI

Configuration of the Ferruchi sofa,
changes in overall dimensions:

PL06-2Memt-1M-PP06



PL06-2Memt-1M-PP06

2Memt

2M

1Memt

1M

PL06 / PP06

L +/-

2Memt - a two-seater section, with an electric seat transformation mechanism (max 250mm)

2M - a two-seater section, without a transformation mechanism

1Memt - a single section, with electric seat transformation mechanism (max 250mm)

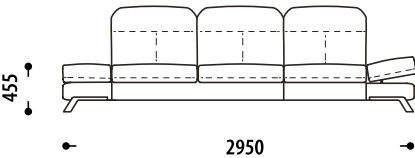
1M - a single section, without a transformation mechanism

armrest left 06 / right 06 (seat level with mechanism)

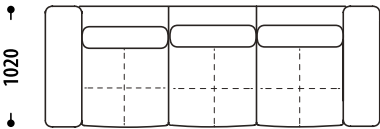
increase or decrease the length and width of the seat / sleeping area in millimeters (mm)

Length of seat (L +/-)	2Memt	L+100mm
		L-100mm
Length of seat (L +/-)	2M	L+100mm
		L-100mm
Length of seat (L +/-)	1Memt	L+50mm
		L-50mm
Length of seat (L +/-)	1M	L+50mm
		L-50mm
Armrest with mechanism	PL06 / PP06	-
		-

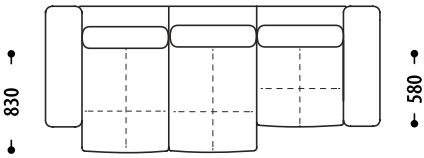
PL06-2Memt-1M-PP06



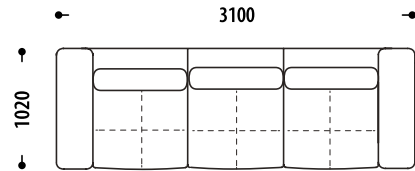
PL06-2Memt **L+100mm**-
 1M **L+50mm**-PP06



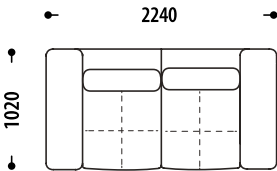
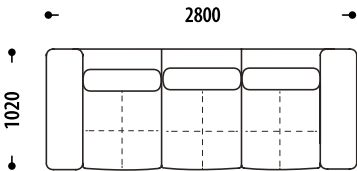
PL06-2Memt **L-100mm**-
 1M **L-50mm**-PP06



PL06-2Memt-PP06



PL06-2Memt **L+100mm**-PP06





KELLY 2
dimensions

KELLY 2

Configuration of the Kelly 2 sofa, changes
in overall dimensions:

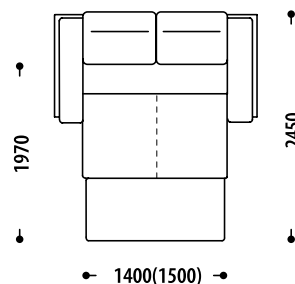
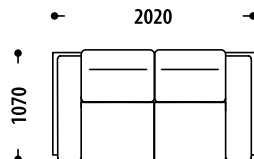
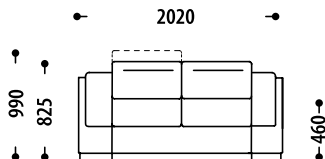
2Mr



- 1Mn** single section, with a storage space for bed linen, without the transformation mechanism
- 2Mr** double section, with the mechanism of transformation to a sofa
- 3Mn** triple section, with a storage space for bed linen, without the transformation mechanism
- L +/-** increase/decrease sleeping area/seat in millimeters (mm)

Length of seat / sleeping area (L +/-)	1Mn	L+50mm	L+100mm
		L-50mm	-
Length of seat / sleeping area (L +/-)	2Mr	L+100mm	-
		L-100mm	-
Length of seat / sleeping area (L +/-)	3Mn	L+150mm	-
		L-150mm	-

2Mr

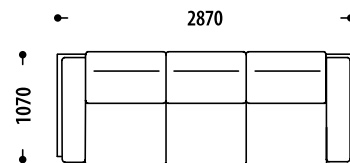
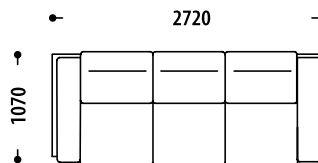
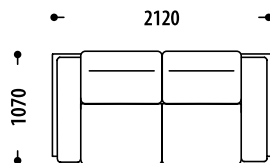
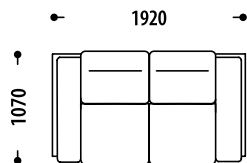


2Mr L-100mm

2Mr L+100mm

1Mn-2Mr

1Mn-2Mr L+150mm



FABIO 2

Configuration of the Fabio 2 sofa,
changes in overall dimensions:
2Mr



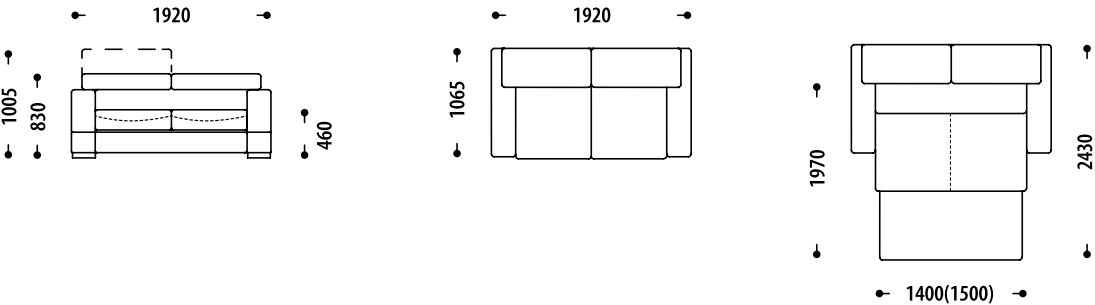
2Mr

- 1Mn** single section, with a storage space for bed linen, without the transformation mechanism
- 2Mr** double section, with the mechanism of transformation to a sofa
- 3Mn** triple section, with a storage space for bed linen, without the transformation mechanism
- L +/-** increase/decrease sleeping area/seat in millimeters (mm)

Length of seat / sleeping area (L +/-)	1Mn	L+50mm	L+100mm
		L-50mm	-
Length of seat / sleeping area (L +/-)	2Mr	L+100mm	-
		L-100mm	-
Length of seat / sleeping area (L +/-)	3Mn	L+150mm	-
		L-150mm	-

MORE
NEXT PAGE ►

2Mr

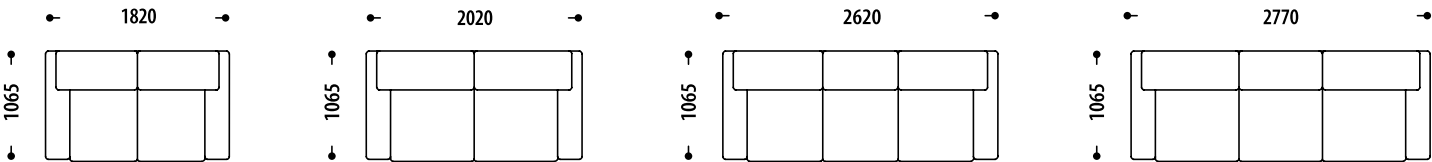


2Mr L-100mm

2Mr L+100mm

1Mn-2Mr

1Mn-2Mr L+150mm



MILLI

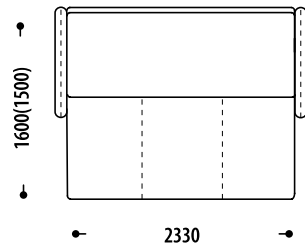
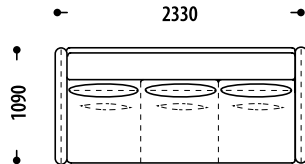
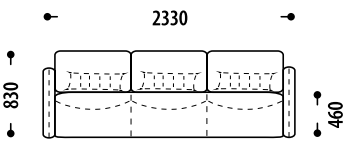
Configuration of the Milli sofa,
changes in overall dimensions:
PLT,3M,PPT



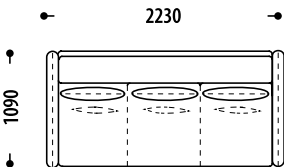
- 3M section triple, with the mechanism of transformation to a sofa
- PLT/ PPT left / right armrest - narrow, soft
- L +/- increase/decrease sleeping area/seat in millimeters (mm)

Length of seat / sleeping area (L +/-)	3M	L+100mm	L+200mm	L+300mm
		L-100mm	L-200mm	L-300mm

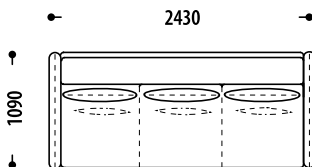
PLT,3M,PPT



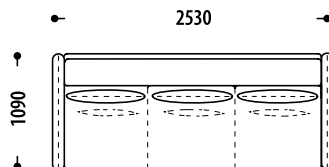
PLT, 3M L-100mm, PPT



PLT, 3M L+100mm, PPT



PLT, 3M L+200mm, PPT



THOMSON
dimensions

THOMSON

Configuration of the Thomson sofa,
changes in overall dimensions:

PLM,3M,PPM



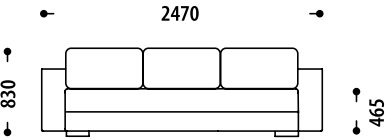
3M
PLM / PPM
L +/-

section triple, with the mechanism of transformation to a sofa
right / left armrest - soft,
increase/decrease sleeping area/seat in millimeters (mm)

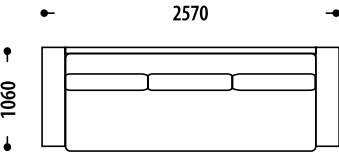
MORE
NEXT PAGE

Length of seat / sleeping area (L +/-)	3M	L+100mm	L+200mm	L+300mm	-
		L-100mm	L-200mm	L-300mm	-
Thomson armrests (L +/-)	PLM / PPM	-50mm	-70mm	-100mm	-120mm

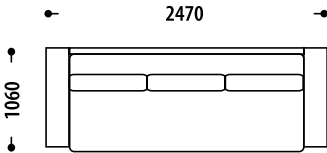
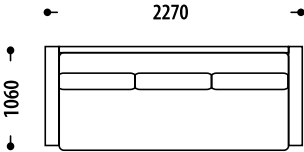
PLM,3M,PPM



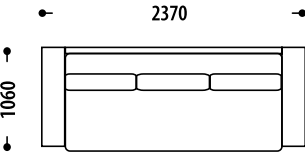
PLM, 3M L+100mm, PPM



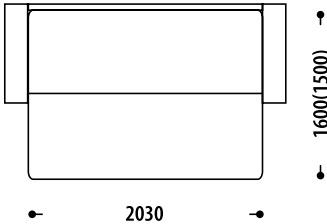
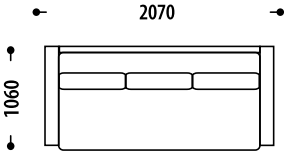
PLM -100mm, 3M, PPM -100mm



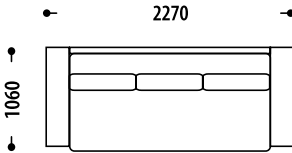
PLM, 3M L-100mm, PPM



PLM -100mm, 3M L-200mm, PPM -100mm



PLM, 3M L-200mm, PPM





LOTTIE

Configuration of the Lottie sofa,
changes in overall dimensions:
3M



3M section triple, with the mechanism of transformation to a sofa
L +/- increase/decrease sleeping area/seat in millimeters (mm)

Length of seat / sleeping area (L +/-)

3M

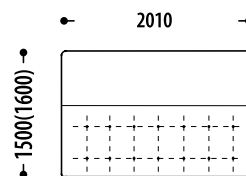
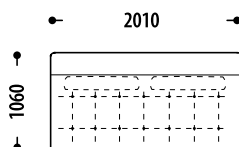
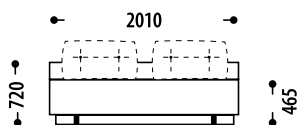
L+100mm

L+200mm

L-100mm

L-200mm

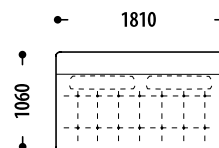
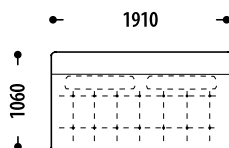
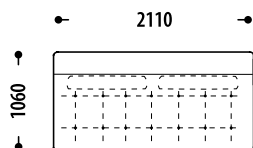
3M



3M L+100mm

3M L-100mm

3M L-200mm





AIRY

Configuration of the Airy corner sofa, changes in overall dimensions:

2MrL-OTPL

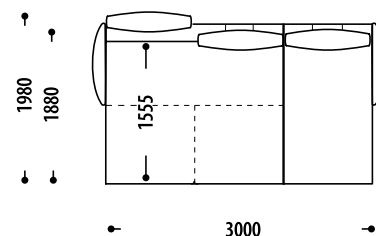
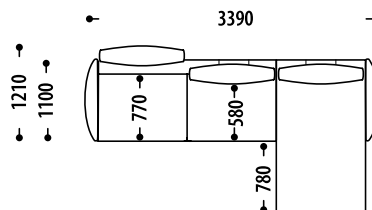
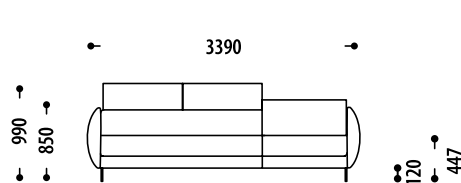


OTLL-2MrL
2MrL-OTPL
2MrL
L +/-

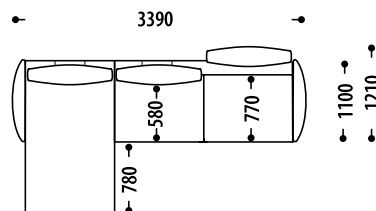
long ottoman (seat width 1000 mm) Left - OTLL with 2MrL module transformation mechanism for daily use.
long ottoman (seat width 1000 mm) Right - OTPL with 2MrL module transformation mechanism for daily use.
extended Long module (width of one seat 1000 mm), double section, with a transformation mechanism for daily use
increase or decrease the length and width of the seat /sleeping area in millimeters (mm)

Length of seat / sleeping area	2MrL-OTPL	L+150mm	-	-
	OTLL-2MrL	L-150mm	L-300mm	L-600mm

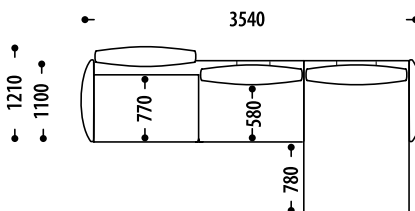
2MrL-OTPL



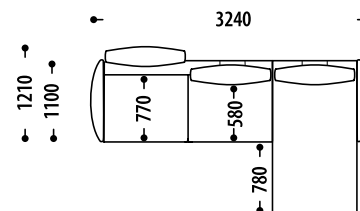
OTLL-2MrL



2MrL-OTPL L+150mm

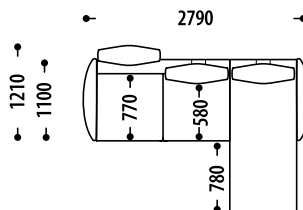
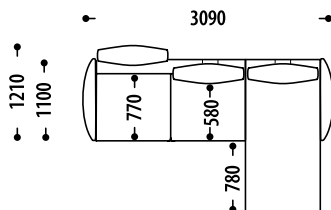


2MrL-OTPL L-150mm



2MrL-OTPL L-300mm

2MrL-OTPL L-600mm




BLUEBELL
dimensions



BLUEBELL

Configuration of the Bluebell corner sofa, changes in overall dimensions:

PLM-1Mr-OTPn

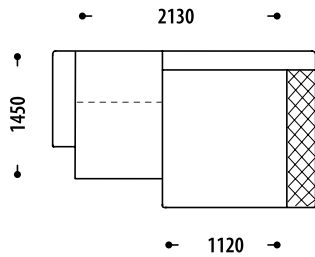
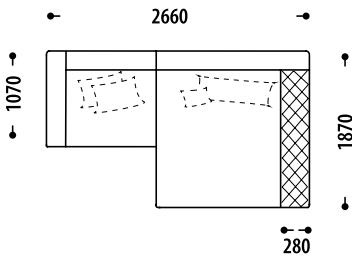
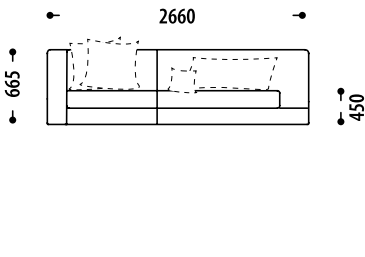


BP	set of sofas / modules - without cushions (ALL cushions for sofas or modules are calculated separately)
1Mr	module, single-seater section, with a transformation mechanism for daily sleep (Seat width 1000mm)
OTLn / OTPn	left/right ottoman with decorative overlay (CPD - Italian manufacture), Seat width 1120mm.
OTLm / OTPm	left/right soft ottoman without decorative overlay, Seat width 1120mm.
PLM / PPM	left/right standard size armrest, width 270mm
PLMVz / ППМVz	left/right narrow armrest, width 170mm
LB +/-	increase or decrease the length and width of the seat / sleeping area in millimeters (mm)

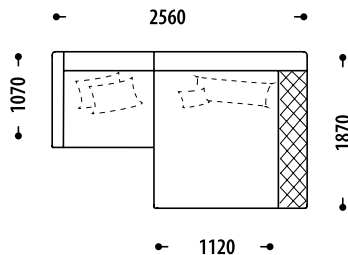
MORE
NEXT PAGE ►

Length of seat / sleeping area (L +/-)	OTLn / OTPn OTLm / OTPm	L+100mm	-	-
		L-100mm	-	-
Length of seat / sleeping area (B +/-)	OTLn / OTPn OTLm / OTPm	B+100mm	-	-
		B-100mm	B-200mm	B-300mm
Length of seat / sleeping area (L +/-)	1Mr	L+100mm	L+200mm	-
		L-100mm	L-200mm	-
Length of seat / sleeping area (B +/-)	1Mr	-	-	-
		-	-	-
Armrest	PLM / PPM	-	-	-
	PLMVz / PPMVz	-	-	-
Armrest	PLM / PPM	-	-	-
	PLMVz / PPMVz	-	-	-
Bluebell cushion 65x60	-	-	-	-
	-	-	-	-
Bluebell cushion 55x55	-	-	-	-
	-	-	-	-
Bluebell cushion 95x45	-	-	-	-
	-	-	-	-

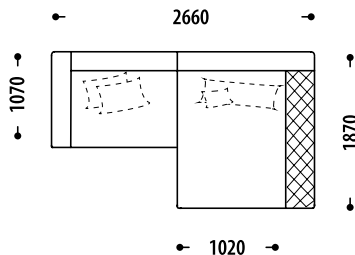
PLM-1Mr-OTPn



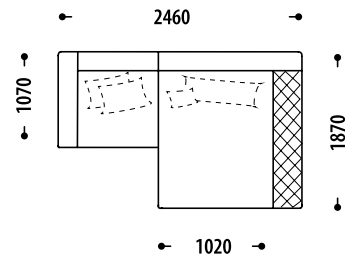
PLMVz-1Mr-OTPN



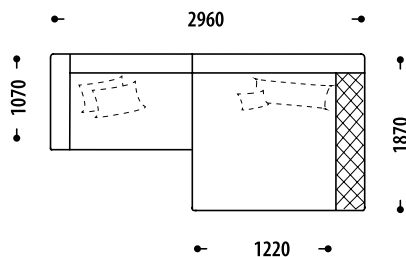
PLM-1Mr L+100mm-OTPN L-100mm



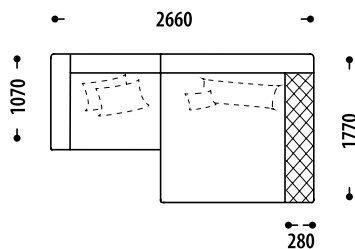
PLM-1Mr L-100mm-OTPN L-100mm



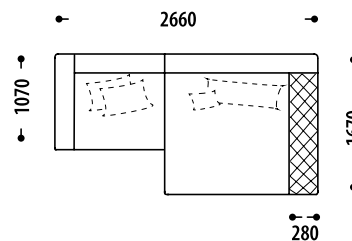
PLM-1Mr L+200mm-OTPN L+100mm



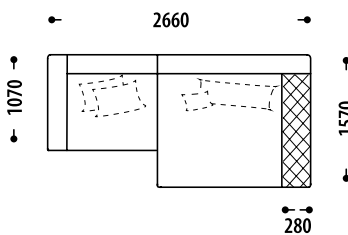
PLM-1Mr-OTPN B-100mm



PLM-1Mr-OTPN B-200mm



PLM-1Mr-OTPN B-300mm





KAROL

Configuration of the Karol sofa,
changes in overall dimensions::
PLM-1MrL-OTPL-PPM



- BP** set of sofas / modules - without cushions (ALL cushions for sofas or modules are calculated separately)
- 1Mr** module, single-seater section, with a transformation mechanism for daily sleep (Seat width 790mm)
- 1MrL** extended «Long 1Mr» module, single-seater section, with a transformation mechanism for daily sleep (Seat width 1090mm)
- 2Mr** module, two-seater section, with a transformation mechanism for daily sleep (Seat width 1590mm)
- 2MrPS** a module with a decorative division of the seat, a two-seater section, with a transformation mechanism for daily sleep (Seat width 1590 mm)
- OTL / OTPL** ottoman left /ottoman right (Seat width 760mm)
- OTLL / OTPL** extended module OTLL / OTPL - ottoman left /ottoman right(Seat width 1560mm)
- PLM / PPM** left / right soft armrest
- L +/-** increase/decrease of the sleeping place/seating place in millimeters (mm)

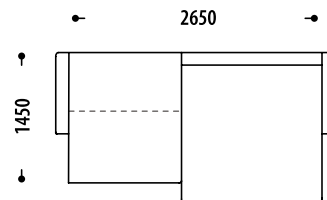
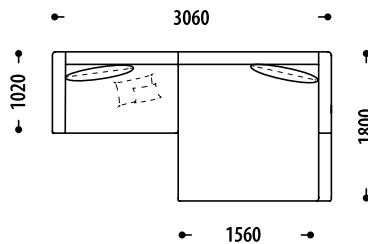
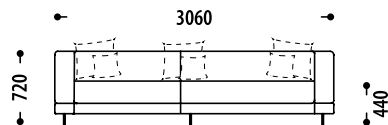
Length of seat / sleeping area (L +/-)	1Mr	L+50mm	L+100mm	-	-
		L-50mm	L-100mm	-	-
Length of seat / sleeping area (L +/-)	1MrL	L+100mm	L+200mm	L+300mm	-
		L-100mm	-	-	-
Length of seat / sleeping area (L +/-)	2Mr	L+100mm	-	-	-
		L-100mm	-	-	-
Length of seat / sleeping area (L +/-)	2MrPS	L+100mm	-	-	-
		L-100mm	-	-	-
Length of seat / sleeping area (L +/-)	OTL/OTP	L+50mm	L+100mm	L+200mm	-
		L-50mm	L-100mm	-	-
Length of seat / sleeping area (L +/-)	OTLL/OTPL	L+50mm	L+100mm	-	-
		L-50mm	L-100mm	L-200mm	L-300mm

Karol cushion 60x60

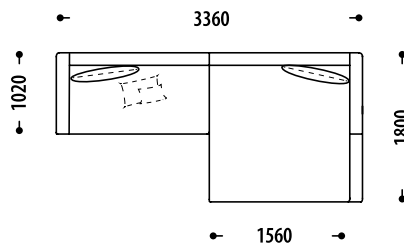
Karol cushion 65x55

Karol cushion 65x45

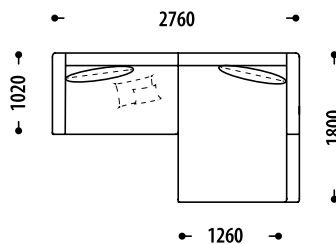
PLM-1MrL-OTPL-PPM



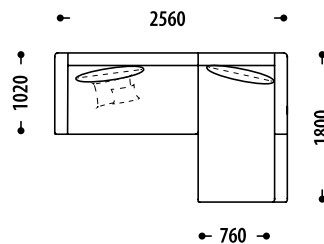
PLM-1MrL L+300mm-OTPL-PPM



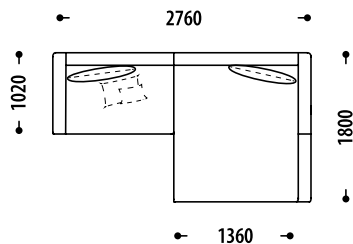
PLM-1MrL-OTPL L-300mm-PPM



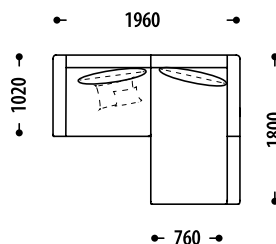
PLM-1MrL L+300mm-OTP-PPM



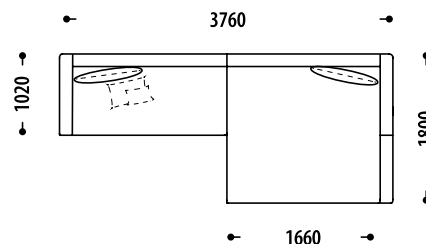
PLM-1MrL L-100mm-OTPL L-200mm-PPM



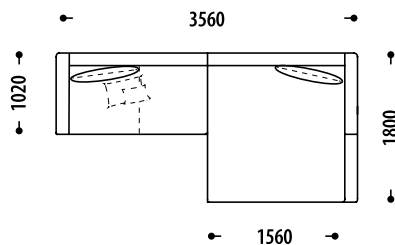
PLM-1Mr-OTP-PPM



PLM-2Mr L+100mm-OTPL L+100mm-PPM



PLM-2MrPS-OTPL-PPM






KELLY

Configuration of the Kelly Corner sofa,
changes in overall dimensions:

1Mn-KL-2Mr-OT



2Mr double section, with the mechanism of transformation

1Mn single section, with a storage space for bed linen, without the mechanism of transformation to a sofa

2Mn double section, with a storage space for bed linen, without the mechanism of transformation to a sofa

3Mn triple section, with a storage space for bed linen, without the mechanism of transformation

1M single section, without transformation mechanism, without storage space for bed linen

2M double section, without transformation mechanism, without storage space for bed linen

3M triple section, without transformation mechanism, without storage space for bed linen

2Mr-OT / OT-2Mr ottoman of the right / ottoman of the left with the mechanism of transformation 2Mr

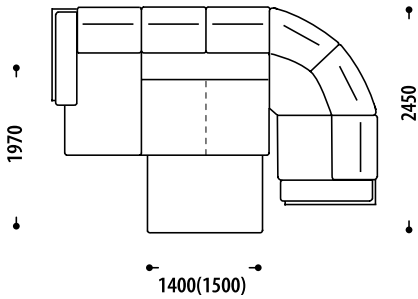
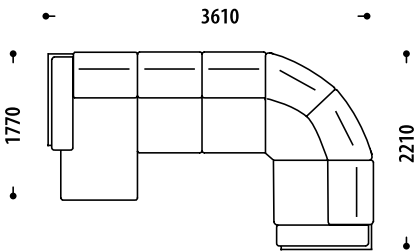
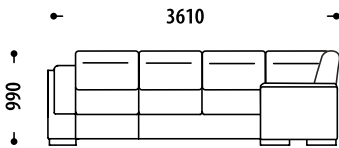
2Mn-OT / OT-2Mn ottoman of the right / ottoman of the left with section 2Mn, (with a storage space for bed linen, without the mechanism of transformation)

2M-OT / OT-2M ottoman right / ottoman left with section 2M, (without transformation mechanism, , without storage space for bed linen)

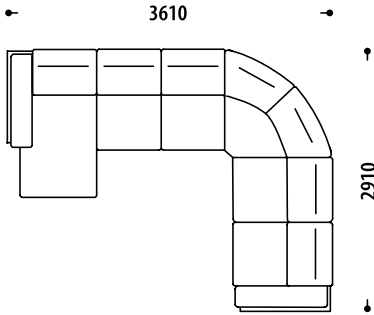
KP / KL right corner / left corner, corner section

Length of seat / sleeping area (L +/-)	1Mr / 1Mn / 1M	L+50mm	L+100mm	-
		L-50mm	-	-
Length of seat / sleeping area (L +/-)	2Mr / 2Mn / 2M	L+100mm	-	-
		L-100mm	-	-
Length of seat / sleeping area (L +/-)	3Mn / 3M	L+150mm	-	-
		L-150mm	-	-
Length of seat / sleeping area (L +/-)	2Mr-OT / OT-2Mr	L+150mm	-	-
		L-150mm	-	-
Length of seat / sleeping area (L +/-)	2Mn-OT / OT-2Mn	L+150mm	-	-
		L-150mm	-	-
Length of seat / sleeping area (L +/-)	2M-OT / OT-2M	L+150mm	-	-
		L-150mm	-	-

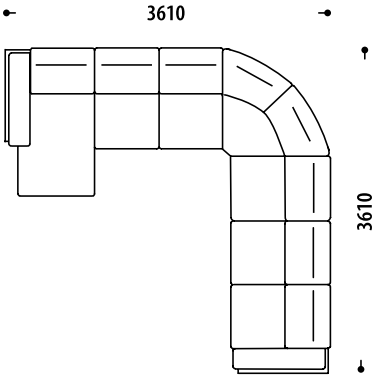
OT-2Mr-KP-1Mn



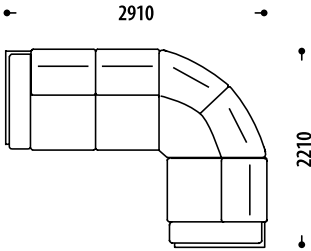
OT-2Mr-KP-2Mn



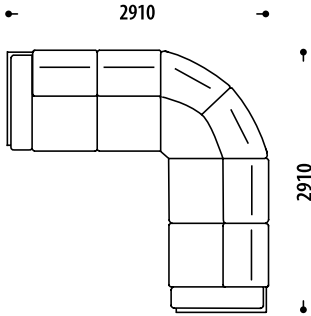
OT-2Mr-KP-3Mn



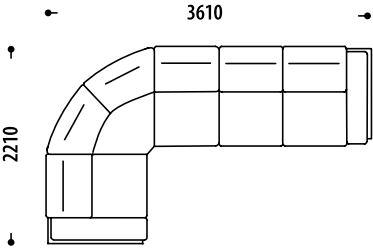
2Mn-KP-1Mn



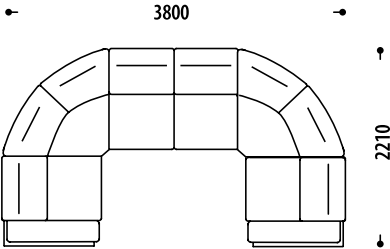
2Mn-KP-2Mn



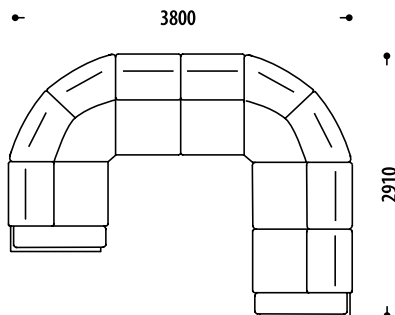
1Mn-KL-3Mn



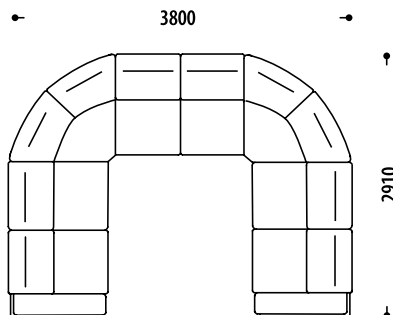
1Mn-KL-2Mr-KP-1Mn



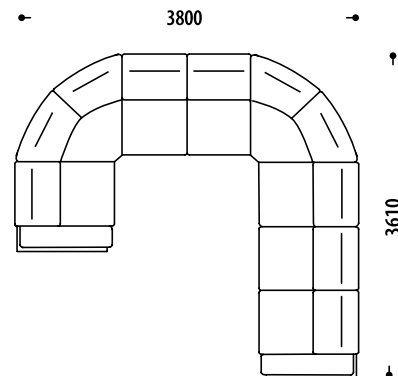
1Mn-KL-2Mr-KP-2Mn



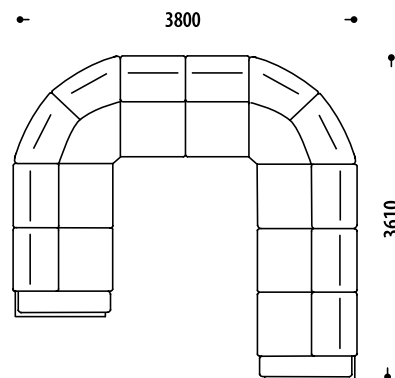
2Mn-KL-2Mr-KP-2Mn



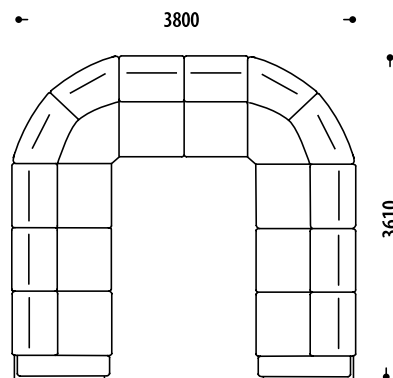
1Mn-KL-2Mr-KP-3Mn



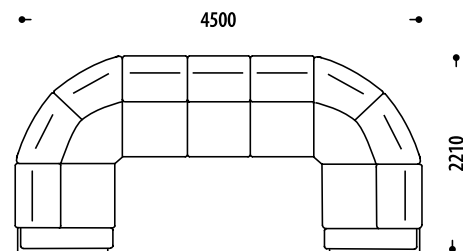
2Mn-KL-2Mr-KP-3Mn



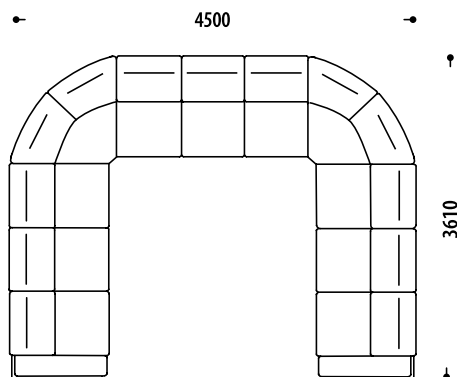
3Mn-KL-2Mr-KP-3Mn



1Mn-KL-3Mn-KP-1Mn



3Mn-KL-3Mn-KP-3Mn





KELLY

Configuration of the Kelly Corner sofa,
changes in overall dimensions:

OTL-2Mr



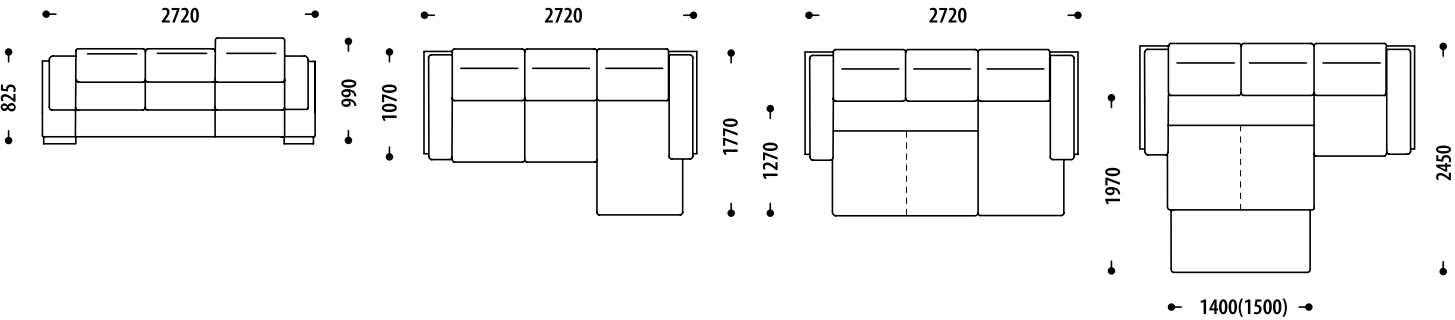
2Mr-OTP / OTL-2Mr
2Mn-OTP / OTL-2Mn
2M-OTP / OTL-2M
3Mn-OTP / OTL-3Mn
3M-OTP / OTL-3M
1Mn-2Mr / 2Mr-1Mn

ottoman of the right / ottoman of the left with the transformation mechanism 2Mr
ottoman of the right / ottoman of the left with section 2Mn, (with a storage space for bed linen, without the transformation mechanism)
ottoman right / ottoman left with section 2M, (without transformation mechanism, , without storage space for bed linen)
ottoman right / ottoman left with section 3Mn, (with a storage space for bed linen, without transformation mechanism)
ottoman right / ottoman left with section 3M, (without transformation mechanism, without storage space for bed linen)
section single, with a storage space for bed linen, and section double with the mechanism of transformation (sofa triple)

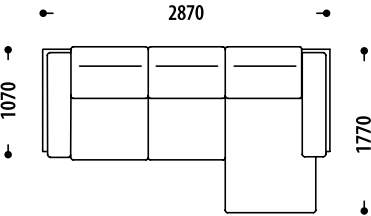
Length of seat / sleeping area (L +/-)	2Mr-OTP / OTL-2Mr	L+150mm	-
		L-150mm	-
Length of seat / sleeping area (L +/-)	2Mn-OTP / OTL-2Mn	L+150mm	-
		L-150mm	-
Length of seat / sleeping area (L +/-)	2M-OTP / OTL-2M	L+150mm	-
		L-150mm	-
Length of seat / sleeping area (L +/-)	3Mn-OTP / OTL-3Mn	-	-
		-	-
Length of seat / sleeping area (L +/-)	3M-OTP / OTL-3M	-	-
		-	-
Length of seat / sleeping area (L +/-)	1Mn-2Mr-OTP / OTL-2Mr-1Mn	L+200mm	-
		L-200mm	-
Length of seat / sleeping area (L +/-)	2Mr-1Mn-OTP / OTL-1Mn-2Mr	L+200mm	-
		L-200mm	-

MORE
NEXT PAGE

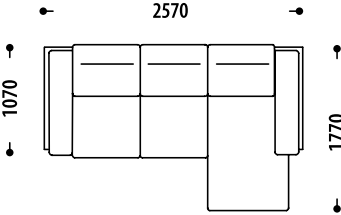
2Mr-OTP



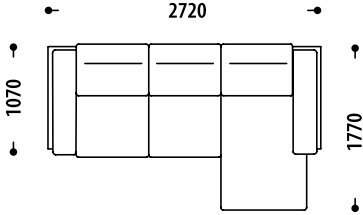
2Mr-OTP L+150mm



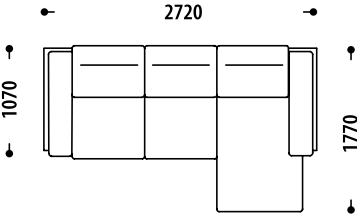
2Mr-OTP L-150mm



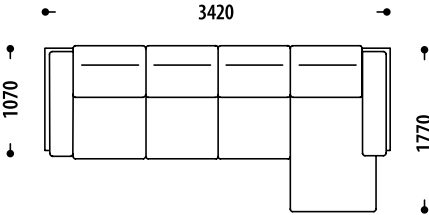
2Mn-OTP



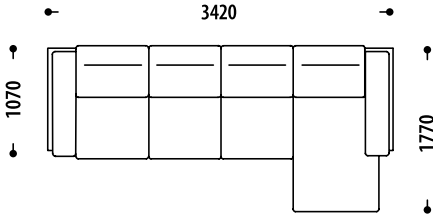
2M-OTP



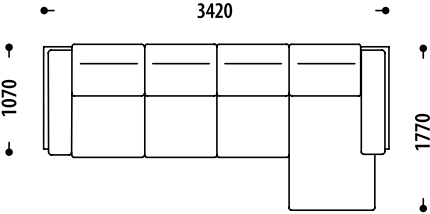
2Mr-1Mn-OTP



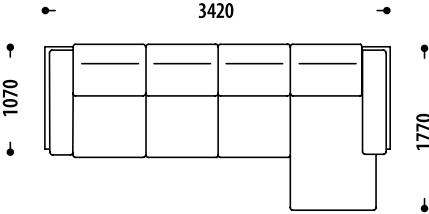
1Mn-2Mr-OTP



3Mn-OTP



3M-OTP





CARTIER
dimensions

CARTIER

Configuration of the Cartier Corner sofa,
changes in overall dimensions:

PLM,1MrL-2MrL-KP-1MrL,PPM

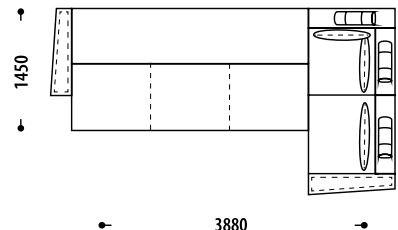
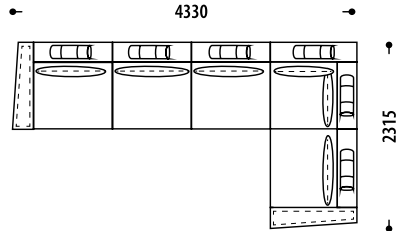
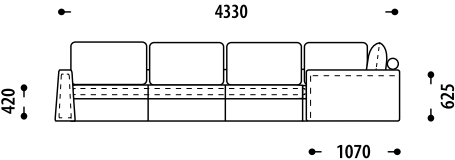


- BP** set of sofas / modules - without cushions (ALL cushions for sofas or modules are calculated separately)
1Mr module, single section, with a transformation mechanism for daily sleep
2Mr module, double section, with a transformation mechanism for daily sleep
1MrL extended module Long «1Mr», single section, with a transformation mechanism for daily sleep
2MrL extended module Long «2Mr», a double section, with a transformation mechanism for daily sleep
KL/KP left corner / right corner, corner section to the sofa
PLM / PPM left / right soft armrest

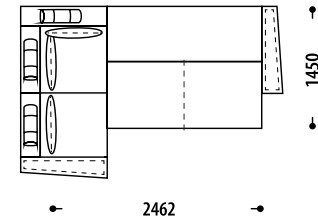
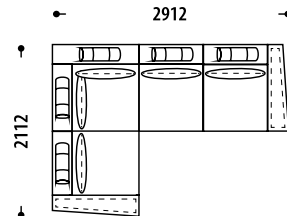
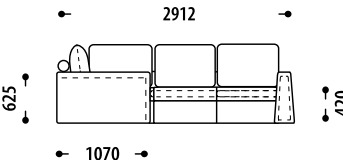
Length of seat / sleeping area (L +/-)	1Mr	L+50mm	L+100mm
		L-50mm	L-100mm
Length of seat / sleeping area (L +/-)	2Mr	L+100mm	L+200mm
		L-100mm	L-200mm
Length of seat / sleeping area (L +/-)	1MrL	L+50mm	L+100mm
		L-50mm	L-100mm
Length of seat / sleeping area (L +/-)	2MrL	L+100mm	L+200mm
		L-100mm	L-200mm
«Cartier» module Corner BP	KL / KP	-	-
«Cartier» armrest	PLM / PPM	-	-

MORE
NEXT PAGE ►

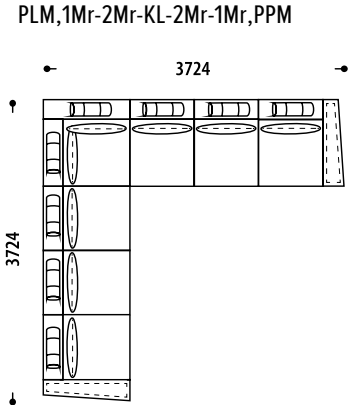
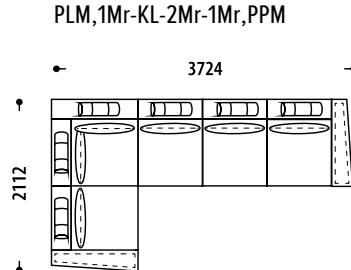
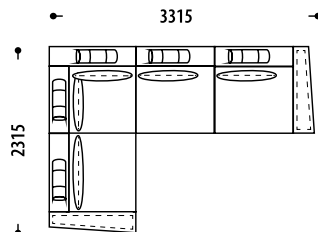
PLM,1MrL-2MrL-KP-1MrL,PPM



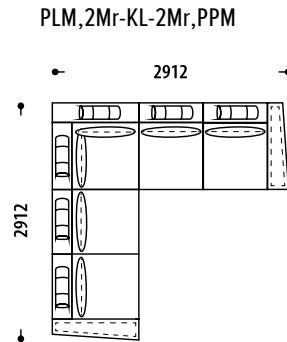
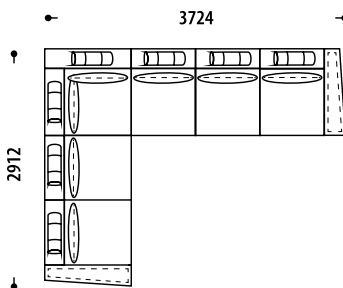
PLM,1Mr-KL-2Mr,PPM



PLM,1MrL-KL-2MrL,PPM



PLM,2Mr-KL-2Mr-1Mr,PPM





FABIO
dimensions

FABIO

Configuration of the Fabio Corner sofa,
changes in overall dimensions:

OTL-2Mr



2Mr-OTP / OTL-2Mr

2Mn-OTP / OTL-2Mn

2M-OTP / OTL-2M

3Mn-OTP / OTL-3Mn

3M-OTP / OTL-3M

1Mn-2Mr / 2Mr-1Mn

ottoman of the right / ottoman of the left with the transformation mechanism 2Mr

ottoman of the right / ottoman of the left with section 2Mn, (with a storage space for bed linen, without the transformation mechanism)

ottoman right / ottoman left with section 2M, (without transformation mechanism, , without storage space for bed linen)

ottoman right / ottoman left with section 3Mn, (with a storage space for bed linen, without transformation mechanism)

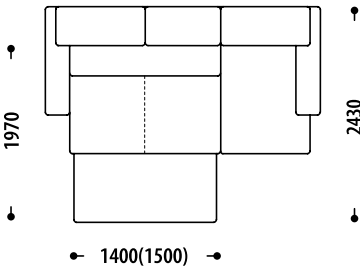
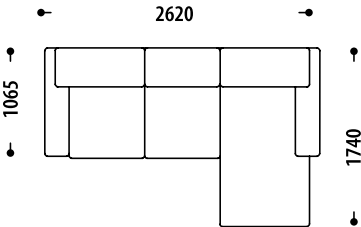
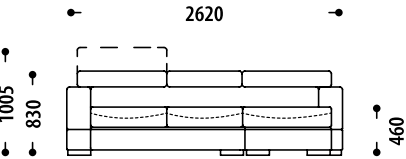
ottoman right / ottoman left with section 3M, (without transformation mechanism, without storage space for bed linen)

section single, with a storage space for bed linen, and section double with the mechanism of transformation (sofa triple)

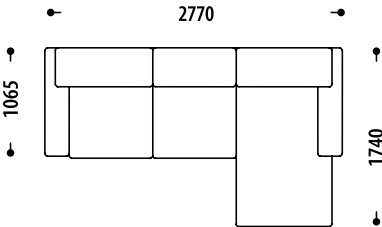
Length of seat / sleeping area (L +/-)	2Mr-OTP / OTL-2Mr	L+150mm	-
		L-150mm	-
Length of seat / sleeping area (L +/-)	2Mn-OTP / OTL-2Mn	L+150mm	-
		L-150mm	-
Length of seat / sleeping area (L +/-)	2M-OTP / OTL-2M	L+150mm	-
		L-150mm	-
Length of seat / sleeping area (L +/-)	3Mn-OTP / OTL-3Mn	-	-
		-	-
Length of seat / sleeping area (L +/-)	3M-OTP / OTL-3M	-	-
		-	-
Length of seat / sleeping area (L +/-)	1Mn-2Mr-OTP / OTL-2Mr-1Mn	L+200mm	-
		L-200mm	-
Length of seat / sleeping area (L +/-)	2Mr-1Mn-OTP / OTL-1Mn-2Mr	L+200mm	-
		L-200mm	-

MORE
NEXT PAGE ►

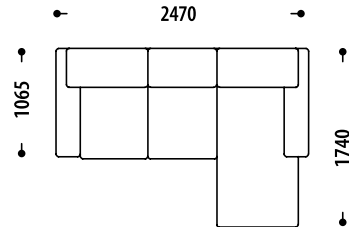
2Mr-OTP



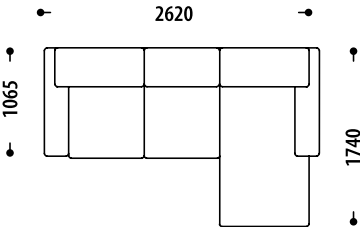
2Mr-OTP L+150mm



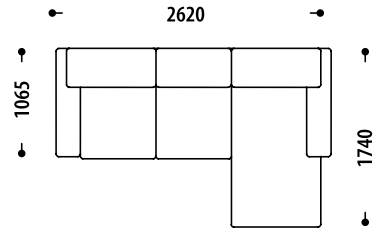
2Mr-OTP L-150mm



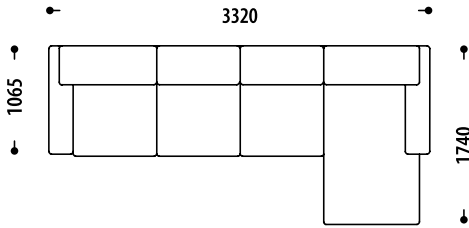
2Mn-OTP



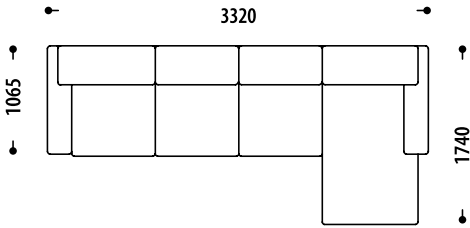
2M-OTP



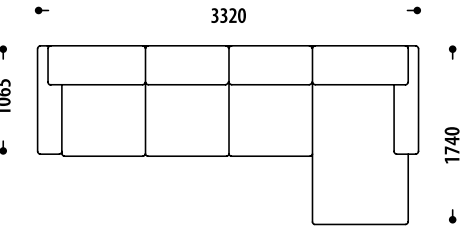
2Mr-1Mn-OTP



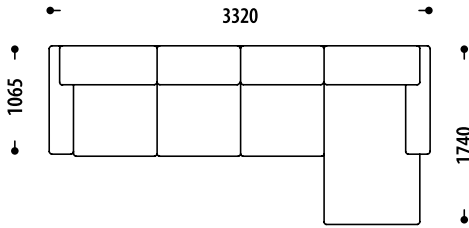
1Mr-2Mr-OTP



3Mn-OTP



3M-OTP





FERRUCHI

Configuration of the Ferruchi Corner sofa,
changes in overall dimensions:

PL05-2Memt-KP-2M-PP06

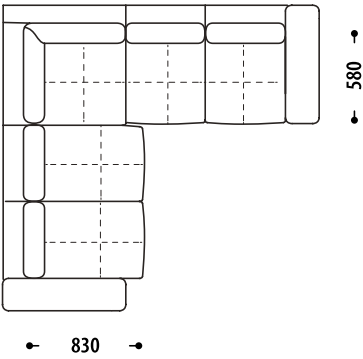
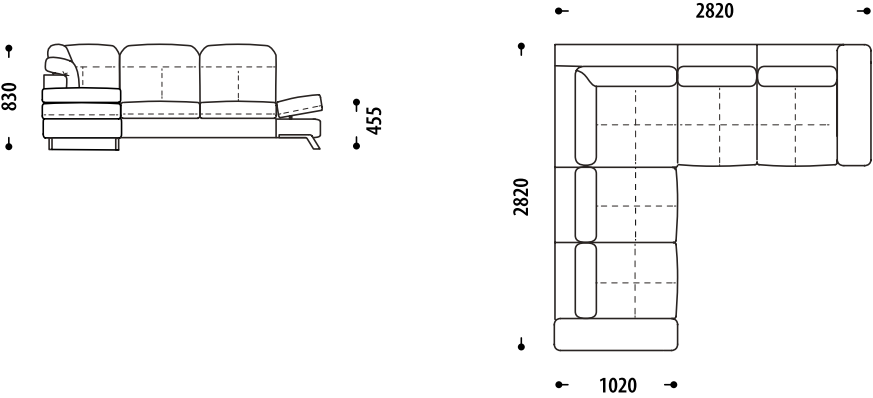


- 2Memt** a two-seater section, with an electric seat transformation mechanism (max 250mm)
- 2M** a two-seater section, without a transformation mechanism
- 1Memt** a single section, with electric seat transformation mechanism (max 250mm)
- 1M** a single section, without a transformation mechanism
- PL06 / PP06** armrest left 06 / right 06 (seat level with mechanism)
- PL05 / PP05** armrest left 05 / right 05 («overhead cushion» with a mechanism)
- KP / KL** right corner / left corner, corner section up to the sofa
- L +/-** increase or decrease the length and width of the seat / sleeping area in millimeters (mm)

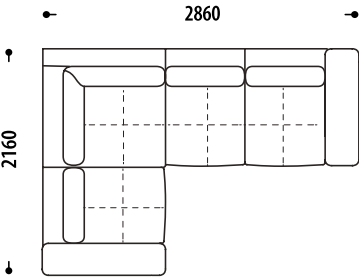
Length of seat (L +/-)	2Memt	L+100mm	-
		L-100mm	-
Length of seat (L +/-)	2M	L+100mm	-
		L-100mm	-
Length of seat (L +/-)	1Memt	L+50mm	-
		L-50mm	-
Length of seat (L +/-)	1M	L+50mm	-
		L-50mm	-
Armrest with mechanism	PL06 / PP06	-	-
		-	-
Armrest with mechanism	PL05 / PP05	-	-
		-	-
Corner section	KL / KP	-	-
		-	-

MORE
NEXT PAGE ►

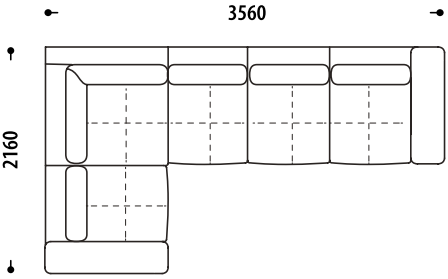
PL05-2Memt-KP-2M-PP06



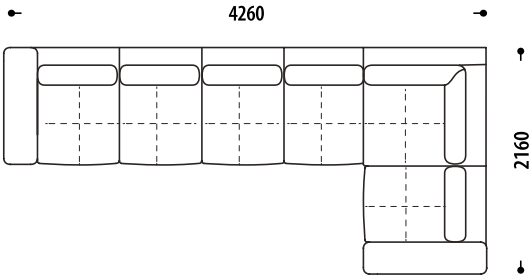
PL05-1M-KL-2Memt-PP06



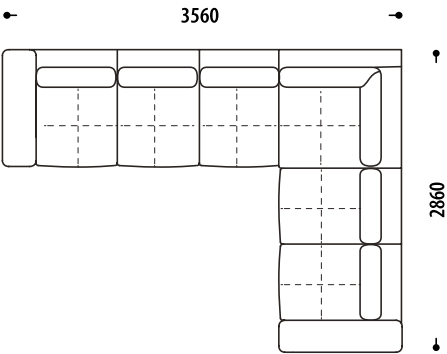
PL05-1M-KL-2Memt-1M-PP06



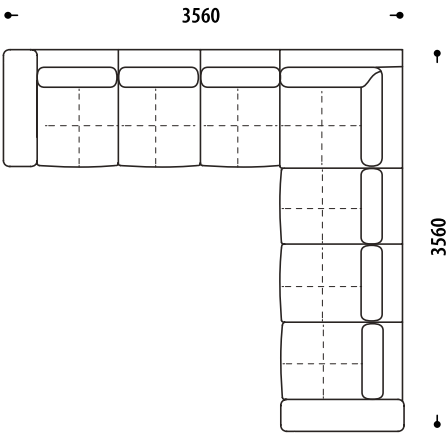
PL06-1M-2Memt-1M-KP-1M-PP05



PL06-1M-2Memt-KP-2M-PP05



PL06-1M-2Memt-KP-2M-1M-PP05





MILLI
dimensions

MILLI

Configuration of the Milli Corner sofa,
changes in overall dimensions:

PLT,OTL-2M,PPT



2M-OTP / OTL-2M

PLT / PPT

L +/-

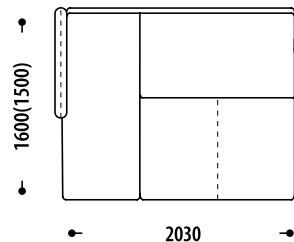
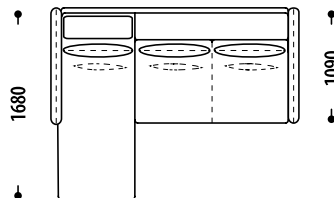
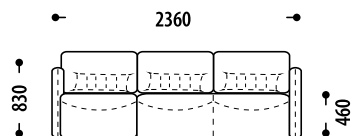
ottoman right / ottoman left with 2M transformation mechanism

left / right armrest - narrow, soft

increase or decrease the length and width of the seat / sleeping area in millimeters (mm)

Length of seat / sleeping area (L +/-)	2M-OTP / OTL-2M	L+100mm	L+200mm	L+300mm	L+400mm	L+500mm	L+600mm
		L-100mm	L-200mm	L-300mm	-	-	-

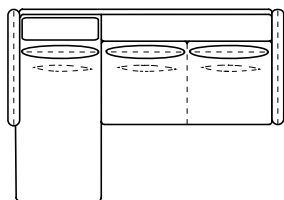
PLT,OTL-2M,PPT



MORE
NEXT PAGE

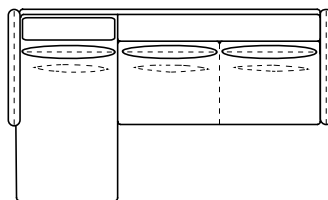
PLT,OTL-2M L+300mm,PPT

2660



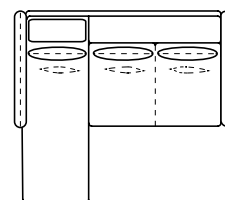
PLT,OTL-2M L+600mm,PPT

2960



PLT,OTL-2M L-300mm,PPT

2060



LARSON
dimensions

LARSON

Configuration of the Larson Corner sofa,
changes in overall dimensions:

PLM,2M-OTP,PPM



2M-OTP

OTL-2M / 2M-OTP

OTL-3M / 3M-OTP

PLM / PPM

L +/-

ottoman left / ottoman right with 2M transformation mechanism

ottoman left / ottoman right with 3M transformation mechanism

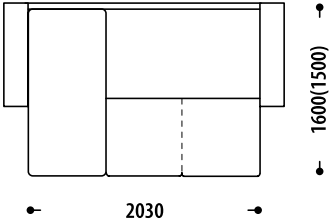
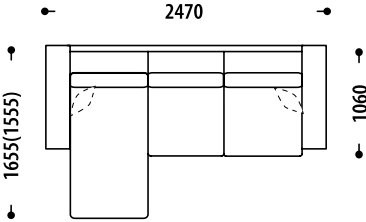
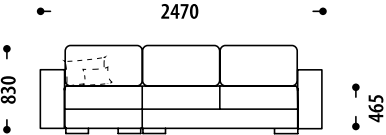
left / right armrest - soft

increase or decrease the length and width of the seat /sleeping area in millimeters (mm)

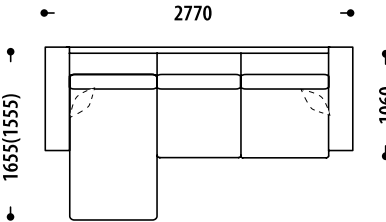
Length of seat / sleeping area (L +/-)	2M-OTP / OTL-2M	L+100mm	L+200mm	L+300mm	L+400mm	L+500mm	L+600mm
		L-100mm	L-200mm	L-300mm	-	-	-
Length of seat / sleeping area (L +/-)	3M-OTP / OTL-3M	-	-	-	-	-	-
		-	-	-	-	-	-

«Larson» armrest	PLM / PPM	-	-	-	-	-	-
		-50mm	-70mm	-100mm	-120mm	-	-

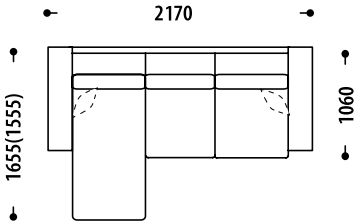
PLM,OTL-2M,PPM



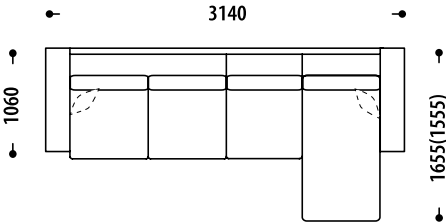
PLM,OTL-2M L+300mm,PPM



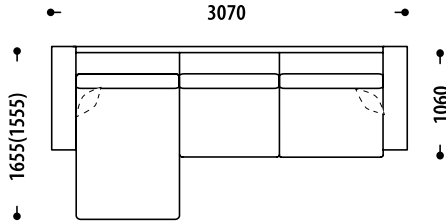
PLM,OTL-2M L-300mm,PPM



PLM,3M-OTP,PPM

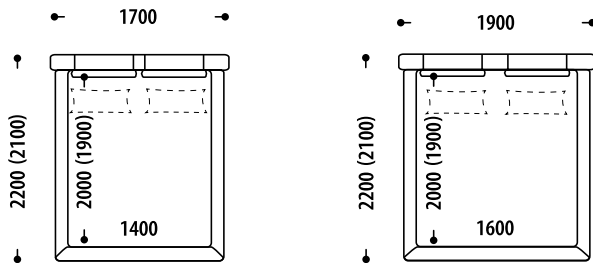


PLM,OTL-2M L+600mm,PPM





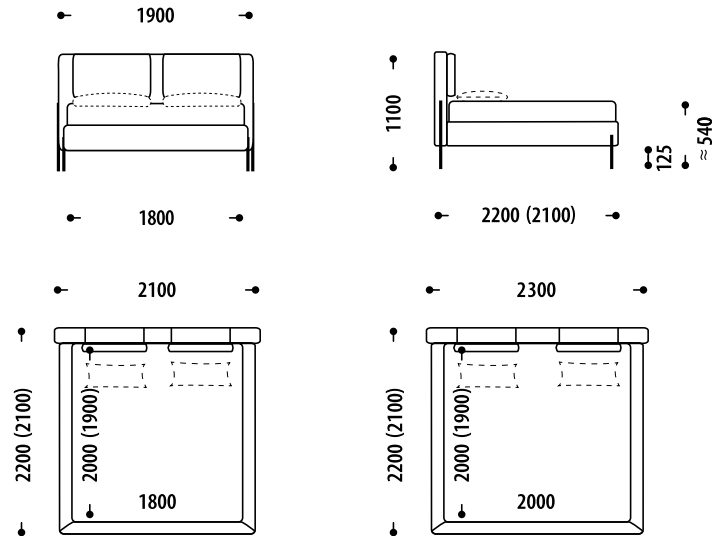
LARRY



Configuration of the Larry bed, changes in overall dimensions:

LARRY BED 160

- 140 bed width 1400mm, length 2000mm or 1900mm to choose from
- 160 bed width 1600mm, length 2000mm or 1900mm to choose from
- 180 bed width 1800mm, length 2000mm or 1900mm to choose from
- 200 bed width 2000mm, length 2000mm or 1900mm to choose from



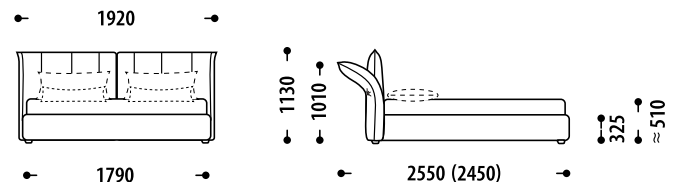
FERRO

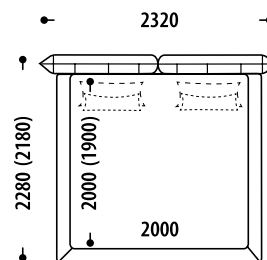
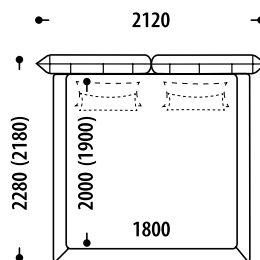
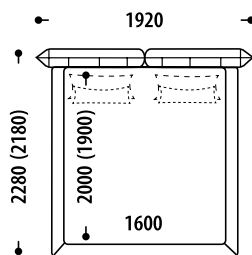
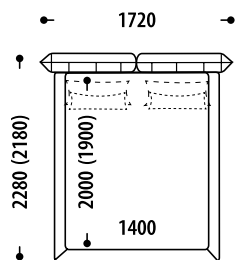


Configuration of the Ferro bed, changes in overall dimensions:

FERRO BED 160

- 140 bed width 1400mm, length 2000mm or 1900mm to choose from
- 160 bed width 1600mm, length 2000mm or 1900mm to choose from
- 180 bed width 1800mm, length 2000mm or 1900mm to choose from
- 200 bed width 2000mm, length 2000mm or 1900mm to choose from





HANNI
dimensions

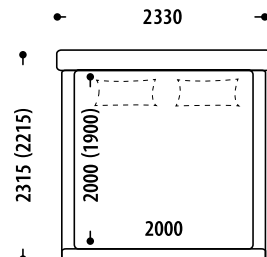
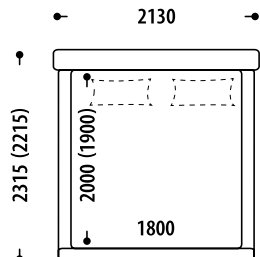
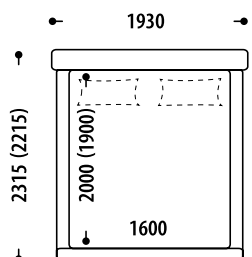
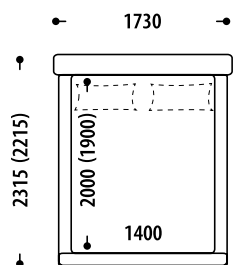
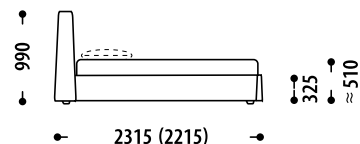
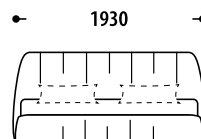
HANNI



Configuration of the Hanni bed, changes
in overall dimensions:

HANNI BED 160

- 140** bed width 1400mm, length 2000mm or 1900mm to choose from
- 160** bed width 1600mm, length 2000mm or 1900mm to choose from
- 180** bed width 1800mm, length 2000mm or 1900mm to choose from
- 200** bed width 2000mm, length 2000mm or 1900mm to choose from





CLOUD
dimensions

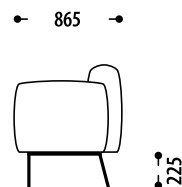
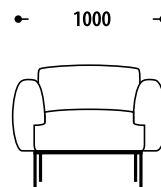
CLOUD



1M single-seater section, without a transformation mechanism (single-seater chair)

Configuration of the Cloud armchair:

1M



KELLY
dimensions

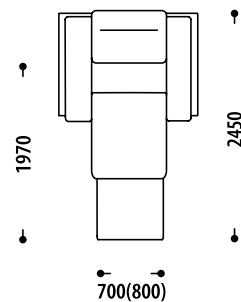
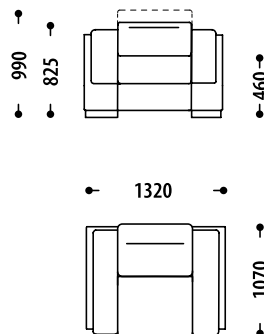
KELLY



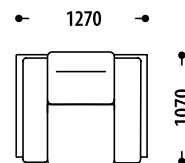
1Mr single section, with the mechanism of transformation to a sofa (single chair)
L +/- increase or decrease the length and width of the seat /sleeping area in millimeters (mm)

Configuration of the Kelly armchair,
changes in overall dimensions:

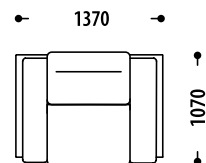
1Mr



1Mr L-50mm



1Mr L+50mm



Length of seat / sleeping area (L +/-)

Armchair

L+50mm

L+100mm

L-50mm

-



FABIO
dimensions

FABIO

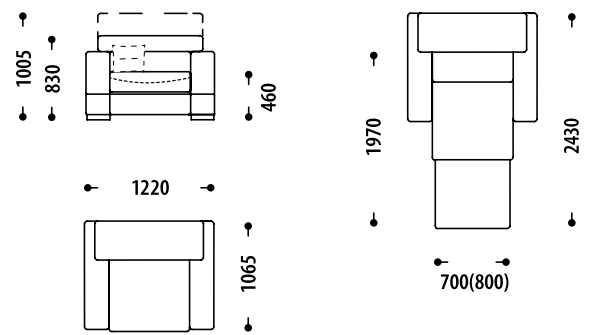


1Mr single section, with the mechanism of transformation to a sofa (single chair)
L +/- increase or decrease the length and width of the seat /sleeping area in millimeters (mm)

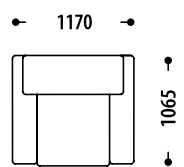
Length of seat / sleeping area (L +/-)	Armchair	L+50mm	L+100mm
		L-50mm	-

Configuration of the Fabio armchair,
changes in overall dimensions:

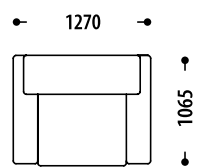
1Mr



1Mr L-50mm



1Mr L+50mm



KAROL
dimensions

KAROL

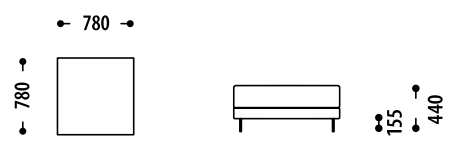


L +/- increase or decrease the length and width of the seat in millimeters (mm)

Length of seat (L +/-)	Footstool	-
------------------------	-----------	---

Configuration of the Karol footstool :

Footstool





CARTIER
dimensions

CARTIER



L +/- increase or decrease the length and width of the seat in millimeters (mm)

Length of seat (L +/-)

Footstool

B+100mm

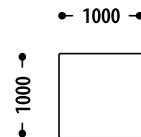
B+200mm

B-100mm

B-200mm

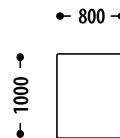
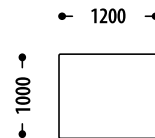
Configuration of the Cartier footstool,
changes in overall dimensions:

Footstool



Footstool **B+200mm**

Footstool **B-200mm**



OLLI
dimensions

OLLI



L +/- increase or decrease the length and width of the seat in millimeters (mm)

Length of seat (L +/-)

Footstool

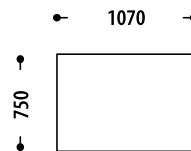
-

-

L-100mm

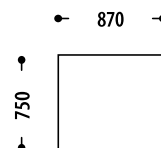
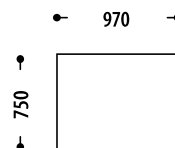
L-200mm

Footstool



Footstool **L-100mm**

Footstool **L-200mm**





LARRY
dimensions

LARRY

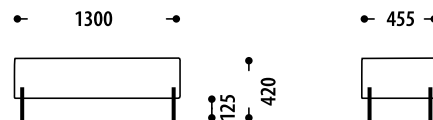


L +/- increase or decrease the length and width of the seat in millimeters (mm)

Length of seat (L +/-)	Banquet	-	-	-
		L-100mm	L-200mm	L-300mm

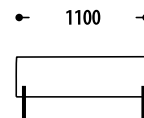
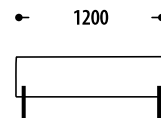
Configuration of the Larry banquet,
changes in overall dimensions:

Banquet



Banquet **L-100mm**

Banquet **L-200mm**



HANNI
dimensions

HANNI

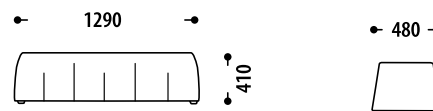


L +/- increase or decrease the length and width of the seat in millimeters (mm)

Length of seat (L +/-)	Banquet	-
------------------------	---------	---

Configuration of the Hanni banquet:

Banquet



ROSHE

Download the digital
version of the catalog

